


# Международные соревнования по фигурному катанию Кубок Сильнейших Спортсменов




## JUDGES DETAILS PER SKATER SENIOR - MEN FREE SKATING

Rank	Name	Nation	Starting Number	Total Segment Score	Total Element Score	Total Program Component Score (factored)	Total Deductions								
1	Matvey VETLUGIN		9	160.55	80.80	80.75	-1.00								
#	Executed Elements	Info	Base Value	GOE	J1	J2	J3	J4	J5	J6	J7	J8	J9	Ref.	Scores of Panel
1	4Lo<	<	8.40	0.00	-1	0	0	0	1						8.40
2	4F!q	!,q	11.00	-0.73	-1	0	0	-1	-1						10.27
3	4T		9.50	2.85	3	4	3	3	2						12.35
4	3Lzq+2Lo	q	7.60	-2.36	-5	-3	-3	-5	-4						5.24
5	CCoSp4		3.50	0.70	1	2	3	2	2						4.20
6	ChSq1		3.00	1.50	4	3	3	3	3						4.50
7	3Lz+3Lo		11.88	x -1.18	-2	-2	-2	-2	-2						10.70
8	3F!+2A+2A+SEQ	!	13.09	x 0.18	0	0	1	0	1						13.27
9	3Lo<	F <	4.31	x -1.96	-5	-5	-5	-5	-5						2.35
10	StSq2		2.60	0.61	2	4	2	2	3						3.21
11	FCSp2		2.30	0.31	0	2	2	1	1						2.61
12	CSSp4		3.00	0.70	2	3	2	2	3						3.70
			<b>80.18</b>												<b>80.80</b>
Program Components				Factor											
Composition				3.33	8.50	9.25	8.00	7.75	8.25					8.25	
Presentation				3.33	7.75	9.25	8.00	7.50	8.25					8.00	
Skating Skills				3.33	8.00	9.00	8.25	7.75	7.75					8.00	
<b>Judges Total Program Component Score (factored)</b>											<b>80.75</b>				
<b>Deductions:</b>		Falls	-1.00 (1)											<b>-1.00</b>	

Rank	Name	Nation	Starting Number	Total Segment Score	Total Element Score	Total Program Component Score (factored)	Total Deductions								
2	Semen SOLOVEV		8	158.42	79.87	78.55	0.00								
#	Executed Elements	Info	Base Value	GOE	J1	J2	J3	J4	J5	J6	J7	J8	J9	Ref.	Scores of Panel
1	3A		8.00	1.60	2	2	3	2	2						9.60
2	4T+2A+SEQ		12.80	2.53	3	2	3	3	2						15.33
3	3F!	!	5.30	0.53	1	1	1	1	1						5.83
4	3Lo		4.90	0.98	3	2	2	2	1						5.88
5	CCoSp4		3.50	0.70	2	2	2	2	3						4.20
6	3T<<	<<	1.43	x -0.65	-5	-5	-5	-5	-5						0.78
7	3Lz+3T		11.11	x 1.77	3	2	3	3	3						12.88
8	3Lz+1Eu+3S		11.77	x 1.18	3	2	2	2	0						12.95
9	ChSq1		3.00	1.00	4	2	2	2	2						4.00
10	StSq1		1.80	0.42	3	2	3	2	2						2.22
11	FCSp3		2.80	0.28	1	1	1	1	2						3.08
12	CSSp3		2.60	0.52	3	1	2	2	2						3.12
			<b>69.01</b>												<b>79.87</b>
Program Components				Factor											
Composition				3.33	8.50	7.75	8.50	7.50	7.75					8.00	
Presentation				3.33	7.75	7.75	8.25	7.50	7.50					7.67	
Skating Skills				3.33	8.00	8.00	8.50	7.75	7.75					7.92	
<b>Judges Total Program Component Score (factored)</b>											<b>78.55</b>				
<b>Deductions:</b>													<b>0.00</b>		




# Международные соревнования по фигурному катанию Кубок Сильнейших Спортсменов




## JUDGES DETAILS PER SKATER SENIOR - MEN FREE SKATING

Rank	Name	Nation	Starting Number	Total Segment Score	Total Element Score	Total Program Component Score (factored)	Total Deductions								
3	Artur DANIELIAN		4	149.78	71.79	77.99	0.00								
#	Executed Elements	Info	Base Value	GOE	J1	J2	J3	J4	J5	J6	J7	J8	J9	Ref.	Scores of Panel
1	4S		9.70	1.94	2	2	2	2	2						11.64
2	3A		8.00	-2.93	-3	-4	-3	-4	-5						5.07
3	3Lo		4.90	0.98	3	2	2	2	2						5.88
4	3Lz+3T		10.10	0.79	2	2	1	0	1						10.89
5	CCSp4		3.20	0.96	3	3	2	3	4						4.16
6	ChSq1		3.00	1.17	3	2	2	2	3						4.17
7	1A+1Eu+3S		6.49	x 0.29	1	1	1	0	0						6.78
8	A		0.00	x 0.00	-	-	-	-	-						0.00
9	3Lz+2A+SEQ		10.12	x 1.18	2	2	2	2	0						11.30
10	FSSp3		2.60	0.69	2	2	3	3	3						3.29
11	StSq3		3.30	0.99	4	3	2	3	3						4.29
12	3F*	*	0.00	0.00	-	-	-	-	-						0.00
13	CCoSp4		3.50	0.82	2	2	3	2	4						4.32
			<b>64.91</b>												<b>71.79</b>
Program Components				Factor											
Composition				3.33	8.25	8.00	7.50	7.75	8.00					7.92	
Presentation				3.33	7.75	8.00	7.25	7.50	8.00					7.75	
Skating Skills				3.33	8.25	8.00	7.50	7.75	7.50					7.75	
<b>Judges Total Program Component Score (factored)</b>												<b>77.99</b>			
<b>Deductions:</b>														<b>0.00</b>	

Rank	Name	Nation	Starting Number	Total Segment Score	Total Element Score	Total Program Component Score (factored)	Total Deductions								
4	Yauheni PUZANAU	BLR	6	139.54	61.85	77.69	0.00								
#	Executed Elements	Info	Base Value	GOE	J1	J2	J3	J4	J5	J6	J7	J8	J9	Ref.	Scores of Panel
1	2T		1.30	0.13	0	2	1	1	1						1.43
2	3A+2T		9.30	1.07	2	2	1	1	1						10.37
3	3A		8.00	0.80	1	3	1	1	0						8.80
4	3Lo		4.90	0.33	0	3	1	1	0						5.23
5	FCSp4		3.20	0.64	2	3	2	2	2						3.84
6	ChSq1		3.00	1.50	3	3	2	3	3						4.50
7	2Lz+2A+2A+SEQ		9.57	x 0.33	1	2	1	1	1						9.90
8	1Lz		0.66	x 0.00	-1	0	0	0	0						0.66
9	3S+2T*	*	4.73	x 0.29	1	0	1	2	0						5.02
10	CSSp4		3.00	0.60	2	2	1	2	2						3.60
11	StSq3		3.30	0.88	2	3	2	3	3						4.18
12	CCoSp4		3.50	0.82	2	3	2	2	3						4.32
			<b>54.46</b>												<b>61.85</b>
Program Components				Factor											
Composition				3.33	7.50	8.25	7.75	7.75	7.75					7.75	
Presentation				3.33	7.25	8.25	7.75	7.75	7.75					7.75	
Skating Skills				3.33	7.75	8.00	8.25	7.75	7.50					7.83	
<b>Judges Total Program Component Score (factored)</b>												<b>77.69</b>			
<b>Deductions:</b>														<b>0.00</b>	




# Международные соревнования по фигурному катанию Кубок Сильнейших Спортсменов




## JUDGES DETAILS PER SKATER SENIOR - MEN FREE SKATING

Rank	Name	Nation	Starting Number	Total Segment Score	Total Element Score	Total Program Component Score (factored)	Total Deductions								
5	Ilia STROGANOV		7	138.90	72.07	68.83	-2.00								
#	Executed Elements	Info	Base Value	GOE	J1	J2	J3	J4	J5	J6	J7	J8	J9	Ref.	Scores of Panel
1	4Lzq	q	11.50	0.00	0	0	1	0	-2						11.50
2	4Lo		10.50	1.40	2	1	2	1	1						11.90
3	3F!+3T	!	9.50	-1.41	-3	-3	-1	-3	-2						8.09
4	3A<	F <	6.40	-3.20	-5	-5	-5	-5	-5						3.20
5	CCoSp3		3.00	0.60	1	2	2	2	2						3.60
6	3A+2A+SEQ	F	12.43	x -4.00	-5	-5	-5	-5	-5						8.43
7	3F!<+1Eu<<+3Sq	!,<,<<,q	9.39	x -2.15	-5	-5	-5	-5	-5						7.24
8	3Lo		5.39	x 0.82	2	1	2	2	0						6.21
9	StSq2		2.60	0.09	0	0	1	1	0						2.69
10	ChSq1		3.00	0.50	1	1	1	1	1						3.50
11	CSSp3		2.60	0.35	1	2	1	2	1						2.95
12	FCSp2		2.30	0.46	2	2	1	2	3						2.76
			<b>78.61</b>												<b>72.07</b>
Program Components				Factor											
Composition				3.33	6.75	7.25	7.50	6.75	6.50					6.92	
Presentation				3.33	6.75	7.00	7.25	6.50	6.50					6.75	
Skating Skills				3.33	7.00	7.25	7.75	6.75	6.75					7.00	
<b>Judges Total Program Component Score (factored)</b>											<b>68.83</b>				
<b>Deductions:</b>				Falls	-2.00 (2)							<b>-2.00</b>			

Rank	Name	Nation	Starting Number	Total Segment Score	Total Element Score	Total Program Component Score (factored)	Total Deductions								
6	Alex LABOVICH	BLR	3	137.49	69.12	69.37	-1.00								
#	Executed Elements	Info	Base Value	GOE	J1	J2	J3	J4	J5	J6	J7	J8	J9	Ref.	Scores of Panel
1	3A+1Eu<<+3S	<<	12.30	-2.67	-3	-4	-5	-3	-3						9.63
2	4T+3T		13.70	-0.95	-1	-1	-1	-2	0						12.75
3	4Tq	F q	9.50	-4.75	-5	-5	-5	-5	-5						4.75
4	CCoSp3		3.00	0.70	2	2	3	2	3						3.70
5	3A		8.00	-1.60	-2	-3	-2	-2	-2						6.40
6	3Lz+2A+SEQ		9.20	0.98	1	2	1	2	2						10.18
7	StSq2		2.60	0.52	2	2	1	2	2						3.12
8	FCCoSp4		3.50	0.70	2	3	1	2	2						4.20
9	1Lz		0.66	x -0.08	-3	-1	-1	-2	-1						0.58
10	3F		5.83	x 0.53	1	1	1	1	0						6.36
11	ChSq1		3.00	1.33	3	3	2	1	3						4.33
12	CSSp3		2.60	0.52	2	2	2	2	3						3.12
			<b>73.89</b>												<b>69.12</b>
Program Components				Factor											
Composition				3.33	7.25	7.25	6.50	6.75	7.00					7.00	
Presentation				3.33	6.75	7.00	6.50	6.50	7.25					6.75	
Skating Skills				3.33	7.25	7.25	6.75	6.75	7.25					7.08	
<b>Judges Total Program Component Score (factored)</b>											<b>69.37</b>				
<b>Deductions:</b>				Falls	-1.00 (1)							<b>-1.00</b>			



# Международные соревнования по фигурному катанию Кубок Сильнейших Спортсменов



## JUDGES DETAILS PER SKATER SENIOR - MEN FREE SKATING

Rank	Name	Nation	Starting Number	Total Segment Score	Total Element Score	Total Program Component Score (factored)	Total Deductions
7	Pavel GAVDIS	BLR	1	136.50	69.33	67.17	0.00

#	Executed Elements	Info	Base Value	GOE	J1	J2	J3	J4	J5	J6	J7	J8	J9	Ref.	Scores of Panel
1	3S+3T		8.50	1.00	2	3	3	2	2						9.50
2	2A		3.30	0.55	1	2	3	2	1						3.85
3	3F!	!	5.30	0.53	1	2	1	1	-1						5.83
4	3Lo		4.90	0.98	2	3	3	1	1						5.88
5	CCoSp4		3.50	0.58	1	2	2	1	2						4.08
6	CSSp4		3.00	0.30	0	1	2	1	1						3.30
7	ChSq1		3.00	0.50	1	2	1	0	1						3.50
8	3Lz+2T		7.92	x 0.98	2	2	2	1	1						8.90
9	3F!+2A+SEQ	!	9.46	x 0.53	1	1	1	1	0						9.99
10	3Lz		6.49	x 1.18	2	3	2	2	2						7.67
11	StSq2		2.60	0.26	1	1	2	1	1						2.86
12	FCCoSp4		3.50	0.47	1	2	2	1	1						3.97
			<b>61.47</b>												<b>69.33</b>
<b>Program Components</b>				<b>Factor</b>											
Composition				3.33	6.50	6.50	8.00	6.75	6.75					6.67	
Presentation				3.33	6.25	6.50	8.25	6.75	7.00					6.75	
Skating Skills				3.33	6.50	6.75	8.00	6.75	6.75					6.75	
<b>Judges Total Program Component Score (factored)</b>															<b>67.17</b>

**Deductions:**

**0.00**

Rank	Name	Nation	Starting Number	Total Segment Score	Total Element Score	Total Program Component Score (factored)	Total Deductions
8	Vasil BARAKHOUSKI	BLR	5	130.92	59.52	72.40	-1.00

#	Executed Elements	Info	Base Value	GOE	J1	J2	J3	J4	J5	J6	J7	J8	J9	Ref.	Scores of Panel
1	4Tq+1Eu<<+3S	q,<<	13.80	-4.75	-5	-5	-5	-5	-5						9.05
2	3Lo		4.90	1.14	3	3	2	2	2						6.04
3	4T<	F <	7.60	-3.80	-5	-5	-5	-5	-5						3.80
4	FCSp4		3.20	0.75	2	3	2	2	3						3.95
5	3F!	!	5.30	0.53	1	2	1	1	0						5.83
6	3Lz+1Eu+3S*	*	7.04	x 0.98	2	0	1	2	2						8.02
7	3Lz*	*	0.00	x 0.00	-	-	-	-	-						0.00
8	2A+3T		8.25	x -0.56	-2	-1	-1	-1	-2						7.69
9	StSq3		3.30	0.44	1	1	1	2	3						3.74
10	CSSp3		2.60	0.43	1	2	1	2	2						3.03
11	ChSq1		3.00	1.17	3	2	2	2	3						4.17
12	CCoSp4		3.50	0.70	2	2	2	2	3						4.20
			<b>62.49</b>												<b>59.52</b>
<b>Program Components</b>				<b>Factor</b>											
Composition				3.33	7.50	7.75	7.25	7.00	7.25					7.33	
Presentation				3.33	6.75	7.75	7.25	7.00	7.00					7.08	
Skating Skills				3.33	7.25	7.75	7.50	7.25	7.00					7.33	
<b>Judges Total Program Component Score (factored)</b>															<b>72.40</b>


**Deductions:** Falls

-1.00 (1)

**-1.00**



# Международные соревнования по фигурному катанию Кубок Сильнейших Спортсменов



## JUDGES DETAILS PER SKATER SENIOR - MEN FREE SKATING

Rank	Name	Nation	Starting Number	Total Segment Score	Total Element Score	Total Program Component Score (factored)	Total Deductions								
9	Heorhi KOZLOVSKIJ	BLR	2	110.22	46.85	64.37	-1.00								
#	Executed Elements	Info	Base Value	GOE	J1	J2	J3	J4	J5	J6	J7	J8	J9	Ref.	Scores of Panel
1	3A	F	8.00	-4.00	-5	-5	-5	-5	-5						4.00
2	3A+2A+SEQ		11.30	-1.60	-2	-2	-2	-2	-2						9.70
3	3Lz+2T<	<	6.94	-2.95	-5	-4	-5	-5	-5						3.99
4	3Lo		4.90	0.49	2	1	1	1	0						5.39
5	FCSp4		3.20	0.00	-1	0	0	0	0						3.20
6	CCoSp4		3.50	0.12	1	0	0	0	1						3.62
7	ChSq1		3.00	0.00	1	0	0	-1	0						3.00
8	2A		3.63	x 0.33	1	2	1	1	1						3.96
9	2Lz		2.31	x 0.00	-1	0	0	0	0						2.31
10	3Fe	e	4.66	x -1.70	-4	-4	-4	-5	-4						2.96
11	CSSp4		3.00	-0.20	-1	-1	0	-1	0						2.80
12	StSq1		1.80	0.12	1	0	1	0	1						1.92
			<b>56.24</b>												<b>46.85</b>
Program Components				Factor											
Composition				3.33	6.25	6.75	6.75	5.50	6.25						6.42
Presentation				3.33	6.25	6.50	6.50	5.75	6.25						6.33
Skating Skills				3.33	6.50	6.75	7.00	6.00	6.50						6.58
<b>Judges Total Program Component Score (factored)</b>														<b>64.37</b>	
<b>Deductions:</b>			Falls	-1.00	(1)										<b>-1.00</b>

Legend:							
#	Sequence number	GOE	Grade of Execution	Jx	Judges (x=1-9)	Ref.	Referee
*	Invalid element	e	Wrong edge	<	Under-rotated jump	<<	Downgraded jump
x	Credit for highlight distribution, base value multiplied by 1.1			!	Not clear edge	F	Fall
q	Jump landed on the quarter						

printed: 10.12.2025 19:48

Page 5 / 5

Международные соревнования  
**Кубок Сильнейших Спортсменов**



БЕЛГОССТРАХ

БЕЛОРУСНЕФТЬ

Белинвестбанк

7-12.12.2025

Г.МИНСК

BIOLITA

ORAZ

БИТАЙН

BELARUS BE