


# Международные соревнования по фигурному катанию Кубок Сильнейших Спортсменов




## JUDGES DETAILS PER SKATER SENIOR - MEN SHORT PROGRAM


| Rank   | Name              | Nation | Starting Number | Total Segment Score | Total Element Score | Total Program Component Score (factored) | Total Deductions |      |      |    |    |    |    |             |                 |
|--|-------------------|--------|-----------------|---------------------|---------------------|--|------------------|------|------|----|----|----|----|-------------|-----------------|
| 1  | Matvey VETLUGIN   |        | 5               | 97.75               | 53.62               | 44.13                                    | 0.00             |      |      |    |    |    |    |             |                 |
| #  | Executed Elements | Info   | Base Value      | GOE                 | J1                  | J2                                       | J3               | J4   | J5   | J6 | J7 | J8 | J9 | Ref.        | Scores of Panel |
| 1  | 4F!               | !      | 11.00           | 1.83                | 1                   | 2  | 3                | 2    | 1    |    |    |    |    |             | 12.83           |
| 2  | 3A                |        | 8.00            | 1.60                | 2                   | 2  | 3                | 2    | 2    |    |    |    |    |             | 9.60            |
| 3  | FCSp4             |        | 3.20            | 1.07                | 3                   | 3  | 4                | 3    | 4    |    |    |    |    |             | 4.27            |
| 4  | 3Lz+3Lo           |        | 11.88           | x 1.77              | 3                   | 3  | 3                | 3    | 2    |    |    |    |    |             | 13.65           |
| 5  | StSq3             |        | 3.30            | 1.32                | 5                   | 3  | 4                | 4    | 4    |    |    |    |    |             | 4.62            |
| 6  | CCoSp4            |        | 3.50            | 1.05                | 3                   | 3  | 4                | 3    | 3    |    |    |    |    |             | 4.55            |
| 7  | CSSp4             |        | 3.00            | 1.10                | 4                   | 3  | 4                | 3    | 4    |    |    |    |    |             | 4.10            |
|  |                   |        | <b>43.88</b>    |                     |                     |  |                  |      |      |    |    |    |    |             | <b>53.62</b>    |
| Program Components                                     |                   |        |                 | Factor              |                     |  |                  |      |      |    |    |    |    |             |                 |
| Composition  |                   |        |                 | 1.67                | 8.75                | 9.00                                     | 9.25             | 8.50 | 9.00 |    |    |    |    |             | 8.92            |
| Presentation   |                   |        |                 | 1.67                | 8.50                | 9.00                                     | 9.25             | 8.75 | 9.00 |    |    |    |    |             | 8.92            |
| Skating Skills   |                   |        |                 | 1.67                | 8.25                | 8.75                                     | 9.00             | 8.50 | 8.50 |    |    |    |    |             | 8.58            |
| <b>Judges Total Program Component Score (factored)</b> |                   |        |                 |                     |                     |  |                  |      |      |    |    |    |    |             | <b>44.13</b>    |
| <b>Deductions:</b>                                     |                   |        |                 |                     |                     |  |                  |      |      |    |    |    |    | <b>0.00</b> |                 |

| Rank   | Name              | Nation | Starting Number | Total Segment Score | Total Element Score | Total Program Component Score (factored) | Total Deductions |      |      |    |    |    |    |             |                 |
|--|-------------------|--------|-----------------|---------------------|---------------------|--|------------------|------|------|----|----|----|----|-------------|-----------------|
| 2  | Semen SOLOVEV     |        | 9               | 91.73               | 49.85               | 41.88                                    | 0.00             |      |      |    |    |    |    |             |                 |
| #  | Executed Elements | Info   | Base Value      | GOE                 | J1                  | J2                                       | J3               | J4   | J5   | J6 | J7 | J8 | J9 | Ref.        | Scores of Panel |
| 1  | 3A                |        | 8.00            | 2.40                | 3                   | 3  | 3                | 3    | 3    |    |    |    |    |             | 10.40           |
| 2  | 4T                |        | 9.50            | 2.53                | 3                   | 3  | 3                | 2    | 2    |    |    |    |    |             | 12.03           |
| 3  | FCSp3             |        | 2.80            | 0.65                | 2                   | 2  | 3                | 2    | 3    |    |    |    |    |             | 3.45            |
| 4  | 3Lz+3T            |        | 11.11           | x 1.38              | 2                   | 3  | 4                | 2    | 2    |    |    |    |    |             | 12.49           |
| 5  | CSSp4             |        | 3.00            | 0.70                | 2                   | 2  | 3                | 2    | 3    |    |    |    |    |             | 3.70            |
| 6  | StSq3             |        | 3.30            | 0.88                | 3                   | 2  | 3                | 2    | 4    |    |    |    |    |             | 4.18            |
| 7  | CCoSp3            |        | 3.00            | 0.60                | 2                   | 2  | 2                | 1    | 2    |    |    |    |    |             | 3.60            |
|  |                   |        | <b>40.71</b>    |                     |                     |  |                  |      |      |    |    |    |    |             | <b>49.85</b>    |
| Program Components                                     |                   |        |                 | Factor              |                     |  |                  |      |      |    |    |    |    |             |                 |
| Composition  |                   |        |                 | 1.67                | 8.25                | 8.50                                     | 8.50             | 7.50 | 9.00 |    |    |    |    |             | 8.42            |
| Presentation   |                   |        |                 | 1.67                | 8.00                | 8.50                                     | 8.50             | 7.75 | 9.00 |    |    |    |    |             | 8.33            |
| Skating Skills   |                   |        |                 | 1.67                | 7.75                | 8.75                                     | 8.75             | 7.75 | 8.50 |    |    |    |    |             | 8.33            |
| <b>Judges Total Program Component Score (factored)</b> |                   |        |                 |                     |                     |  |                  |      |      |    |    |    |    |             | <b>41.88</b>    |
| <b>Deductions:</b>                                     |                   |        |                 |                     |                     |  |                  |      |      |    |    |    |    | <b>0.00</b> |                 |

| Rank   | Name              | Nation | Starting Number | Total Segment Score | Total Element Score | Total Program Component Score (factored) | Total Deductions |      |      |    |    |    |           |              |                 |
|--|-------------------|--------|-----------------|---------------------|---------------------|--|------------------|------|------|----|----|----|-----------|--------------|-----------------|
| 3  | Iliia STROGANOV   |        | 4               | 83.00               | 46.41               | 37.59                                    | -1.00            |      |      |    |    |    |           |              |                 |
| #  | Executed Elements | Info   | Base Value      | GOE                 | J1                  | J2                                       | J3               | J4   | J5   | J6 | J7 | J8 | J9        | Ref.         | Scores of Panel |
| 1  | 4Lz+3T            |        | 15.70           | 3.45                | 2                   | 3  | 3                | 3    | 3    |    |    |    |           |              | 19.15           |
| 2  | 4Loq              | F q    | 10.50           | -5.25               | -5                  | -5                                       | -5               | -5   | -5   |    |    |    |           |              | 5.25            |
| 3  | CCoSp3            |        | 3.00            | 0.60                | 2                   | 2  | 2                | 1    | 3    |    |    |    |           |              | 3.60            |
| 4  | 3A                |        | 8.80            | x -1.60             | -2                  | -2                                       | -2               | -2   | -2   |    |    |    |           |              | 7.20            |
| 5  | StSq3             |        | 3.30            | 0.66                | 2                   | 2  | 2                | 2    | 1    |    |    |    |           |              | 3.96            |
| 6  | FCSp4             |        | 3.20            | 0.75                | 2                   | 2  | 3                | 2    | 3    |    |    |    |           |              | 3.95            |
| 7  | CSSp4             |        | 3.00            | 0.30                | 1                   | 3  | 1                | 1    | 1    |    |    |    |           |              | 3.30            |
|  |                   |        | <b>47.50</b>    |                     |                     |  |                  |      |      |    |    |    |           |              | <b>46.41</b>    |
| Program Components                                     |                   |        |                 | Factor              |                     |  |                  |      |      |    |    |    |           |              |                 |
| Composition  |                   |        |                 | 1.67                | 7.25                | 8.75                                     | 8.00             | 6.75 | 7.00 |    |    |    |           |              | 7.42            |
| Presentation   |                   |        |                 | 1.67                | 7.00                | 8.75                                     | 8.00             | 6.50 | 7.25 |    |    |    |           |              | 7.42            |
| Skating Skills   |                   |        |                 | 1.67                | 7.25                | 8.75                                     | 8.25             | 6.75 | 7.50 |    |    |    |           |              | 7.67            |
| <b>Judges Total Program Component Score (factored)</b> |                   |        |                 |                     |                     |  |                  |      |      |    |    |    |           |              | <b>37.59</b>    |
| <b>Deductions:</b>                                     |                   |        |                 |                     |                     |  | Falls            |      |      |    |    |    | -1.00 (1) | <b>-1.00</b> |                 |



# Международные соревнования по фигурному катанию Кубок Сильнейших Спортсменов




## JUDGES DETAILS PER SKATER SENIOR - MEN SHORT PROGRAM


| Rank   | Name              | Nation | Starting Number | Total Segment Score | Total Element Score | Total Program Component Score (factored) | Total Deductions |      |    |    |    |    |    |              |                 |
|--|-------------------|--------|-----------------|---------------------|---------------------|--|------------------|------|----|----|----|----|----|--------------|-----------------|
| 4  | Yauheni PUZANAU   | BLR    | 1               | 82.86               | 41.94               | 40.92                                    | 0.00             |      |    |    |    |    |    |              |                 |
| #  | Executed Elements | Info   | Base Value      | GOE                 | J1                  | J2                                       | J3               | J4   | J5 | J6 | J7 | J8 | J9 | Ref.         | Scores of Panel |
| 1  | 4Tq               | q      | 9.50            | 0.32                | 0                   | 0  | 1                | 0    | 1  |    |    |    |    |              | 9.82            |
| 2  | 2A                |        | 3.30            | 0.77                | 2                   | 3  | 3                | 2    | 2  |    |    |    |    |              | 4.07            |
| 3  | FCSp4             |        | 3.20            | 0.96                | 3                   | 3  | 3                | 2    | 3  |    |    |    |    |              | 4.16            |
| 4  | 3Lz+3T            |        | 11.11           | x 1.18              | 2                   | 3  | 2                | 2    | 2  |    |    |    |    |              | 12.29           |
| 5  | StSq2             |        | 2.60            | 0.78                | 3                   | 3  | 3                | 3    | 3  |    |    |    |    |              | 3.38            |
| 6  | CCoSp4            |        | 3.50            | 0.82                | 2                   | 3  | 3                | 1    | 2  |    |    |    |    |              | 4.32            |
| 7  | CSSp4             |        | 3.00            | 0.90                | 3                   | 3  | 2                | 3    | 4  |    |    |    |    |              | 3.90            |
|  |                   |        | <b>36.21</b>    |                     |                     |  |                  |      |    |    |    |    |    |              | <b>41.94</b>    |
| Program Components                                     |                   |        | Factor          |                     |                     |  |                  |      |    |    |    |    |    |              |                 |
| Composition  |                   |        | 1.67            | 8.25                | 8.50                | 8.75                                     | 8.00             | 8.00 |    |    |    |    |    |              | 8.25            |
| Presentation   |                   |        | 1.67            | 8.00                | 8.50                | 8.50                                     | 8.25             | 8.00 |    |    |    |    |    |              | 8.25            |
| Skating Skills   |                   |        | 1.67            | 7.75                | 8.25                | 8.50                                     | 8.00             | 7.75 |    |    |    |    |    |              | 8.00            |
| <b>Judges Total Program Component Score (factored)</b> |                   |        |                 |                     |                     |  |                  |      |    |    |    |    |    | <b>40.92</b> |                 |
| <b>Deductions:</b>                                     |                   |        |                 |                     |                     |  |                  |      |    |    |    |    |    | <b>0.00</b>  |                 |

| Rank   | Name              | Nation | Starting Number | Total Segment Score | Total Element Score | Total Program Component Score (factored) | Total Deductions |      |    |    |    |    |    |              |                 |
|--|-------------------|--------|-----------------|---------------------|---------------------|--|------------------|------|----|----|----|----|----|--------------|-----------------|
| 5  | Vasil BARAKHOUSKI | BLR    | 8               | 81.60               | 42.63               | 38.97                                    | 0.00             |      |    |    |    |    |    |              |                 |
| #  | Executed Elements | Info   | Base Value      | GOE                 | J1                  | J2                                       | J3               | J4   | J5 | J6 | J7 | J8 | J9 | Ref.         | Scores of Panel |
| 1  | 4T                |        | 9.50            | 2.53                | 3                   | 1  | 3                | 2    | 3  |    |    |    |    |              | 12.03           |
| 2  | 2A                |        | 3.30            | 0.77                | 2                   | 3  | 3                | 2    | 1  |    |    |    |    |              | 4.07            |
| 3  | FCSp4             |        | 3.20            | 0.85                | 2                   | 3  | 3                | 2    | 3  |    |    |    |    |              | 4.05            |
| 4  | 3Lz+3T            |        | 11.11           | x 0.98              | 1                   | 2  | 2                | 2    | 1  |    |    |    |    |              | 12.09           |
| 5  | CSSp3             |        | 2.60            | 0.35                | 1                   | 2  | 2                | 1    | 1  |    |    |    |    |              | 2.95            |
| 6  | StSq2             |        | 2.60            | 0.52                | 2                   | 2  | 2                | 2    | 2  |    |    |    |    |              | 3.12            |
| 7  | CCoSp4            |        | 3.50            | 0.82                | 2                   | 3  | 2                | 2    | 3  |    |    |    |    |              | 4.32            |
|  |                   |        | <b>35.81</b>    |                     |                     |  |                  |      |    |    |    |    |    |              | <b>42.63</b>    |
| Program Components                                     |                   |        | Factor          |                     |                     |  |                  |      |    |    |    |    |    |              |                 |
| Composition  |                   |        | 1.67            | 8.25                | 8.00                | 7.50                                     | 7.75             | 8.00 |    |    |    |    |    |              | 7.92            |
| Presentation   |                   |        | 1.67            | 8.00                | 8.25                | 7.50                                     | 7.75             | 7.75 |    |    |    |    |    |              | 7.83            |
| Skating Skills   |                   |        | 1.67            | 7.50                | 7.75                | 7.75                                     | 7.50             | 7.50 |    |    |    |    |    |              | 7.58            |
| <b>Judges Total Program Component Score (factored)</b> |                   |        |                 |                     |                     |  |                  |      |    |    |    |    |    | <b>38.97</b> |                 |
| <b>Deductions:</b>                                     |                   |        |                 |                     |                     |  |                  |      |    |    |    |    |    | <b>0.00</b>  |                 |

| Rank   | Name              | Nation | Starting Number | Total Segment Score | Total Element Score | Total Program Component Score (factored) | Total Deductions |      |    |    |    |    |    |              |                 |
|--|-------------------|--------|-----------------|---------------------|---------------------|--|------------------|------|----|----|----|----|----|--------------|-----------------|
| 6  | Artur DANIELIAN   |        | 6               | 81.07               | 40.73               | 41.34                                    | -1.00            |      |    |    |    |    |    |              |                 |
| #  | Executed Elements | Info   | Base Value      | GOE                 | J1                  | J2                                       | J3               | J4   | J5 | J6 | J7 | J8 | J9 | Ref.         | Scores of Panel |
| 1  | 4Sq               | q      | 9.70            | -0.97               | -1                  | -1                                       | -1               | -1   | -1 |    |    |    |    |              | 8.73            |
| 2  | 3Lz+3T            |        | 10.10           | 1.18                | 3                   | 2  | 2                | 2    | 1  |    |    |    |    |              | 11.28           |
| 3  | CCSp4             |        | 3.20            | 0.64                | 2                   | 3  | 2                | 2    | 2  |    |    |    |    |              | 3.84            |
| 4  | 3A                | F      | 8.80            | x -4.00             | -5                  | -5                                       | -5               | -5   | -5 |    |    |    |    |              | 4.80            |
| 5  | FSSp3             |        | 2.60            | 0.52                | 2                   | 2  | 2                | 2    | 3  |    |    |    |    |              | 3.12            |
| 6  | StSq3             |        | 3.30            | 0.99                | 4                   | 3  | 2                | 3    | 3  |    |    |    |    |              | 4.29            |
| 7  | CCoSp4            |        | 3.50            | 1.17                | 4                   | 3  | 3                | 3    | 4  |    |    |    |    |              | 4.67            |
|  |                   |        | <b>41.20</b>    |                     |                     |  |                  |      |    |    |    |    |    |              | <b>40.73</b>    |
| Program Components                                     |                   |        | Factor          |                     |                     |  |                  |      |    |    |    |    |    |              |                 |
| Composition  |                   |        | 1.67            | 8.50                | 8.50                | 8.25                                     | 7.75             | 8.50 |    |    |    |    |    |              | 8.42            |
| Presentation   |                   |        | 1.67            | 8.00                | 8.75                | 8.00                                     | 7.75             | 8.50 |    |    |    |    |    |              | 8.17            |
| Skating Skills   |                   |        | 1.67            | 8.25                | 8.50                | 8.25                                     | 7.75             | 8.00 |    |    |    |    |    |              | 8.17            |
| <b>Judges Total Program Component Score (factored)</b> |                   |        |                 |                     |                     |  |                  |      |    |    |    |    |    | <b>41.34</b> |                 |
| <b>Deductions:</b>                                     |                   |        | Falls           | -1.00 (1)           |                     |  |                  |      |    |    |    |    |    |              | <b>-1.00</b>    |



# Международные соревнования по фигурному катанию Кубок Сильнейших Спортсменов




## JUDGES DETAILS PER SKATER SENIOR - MEN SHORT PROGRAM


| Rank   | Name              | Nation | Starting Number | Total Segment Score | Total Element Score | Total Program Component Score (factored) | Total Deductions |      |      |    |    |              |    |             |                 |
|--|-------------------|--------|-----------------|---------------------|---------------------|--|------------------|------|------|----|----|--------------|----|-------------|-----------------|
| 7  | Alex LABOVICH     | BLR    | 7               | 73.37               | 37.32               | 36.05                                    | 0.00             |      |      |    |    |              |    |             |                 |
| #  | Executed Elements | Info   | Base Value      | GOE                 | J1                  | J2                                       | J3               | J4   | J5   | J6 | J7 | J8           | J9 | Ref.        | Scores of Panel |
| 1  | 4Tq               | q      | 9.50            | -1.90               | -2                  | -2                                       | -2               | -2   | -2   |    |    |              |    |             | 7.60            |
| 2  | 3A                |        | 8.00            | 1.60                | 1                   | 2  | 3                | 2    | 2    |    |    |              |    |             | 9.60            |
| 3  | CCoSp3            |        | 3.00            | 0.60                | 2                   | 2  | 3                | 2    | 2    |    |    |              |    |             | 3.60            |
| 4  | 2Lz+3T            |        | 6.93            | x 0.00              | 0                   | 0  | 1                | 0    | 0    |    |    |              |    |             | 6.93            |
| 5  | FCSp3             |        | 2.80            | 0.56                | 2                   | 2  | 2                | 1    | 2    |    |    |              |    |             | 3.36            |
| 6  | StSq2             |        | 2.60            | 0.43                | 2                   | 1  | 2                | 1    | 2    |    |    |              |    |             | 3.03            |
| 7  | CSSp4             |        | 3.00            | 0.20                | -1                  | 1  | 1                | 0    | 1    |    |    |              |    |             | 3.20            |
|  |                   |        | <b>35.83</b>    |                     |                     |  |                  |      |      |    |    |              |    |             | <b>37.32</b>    |
| Program Components                                     |                   |        |                 | Factor              |                     |  |                  |      |      |    |    |              |    |             |                 |
| Composition  |                   |        |                 | 1.67                | 7.00                | 6.75                                     | 8.00             | 6.75 | 7.75 |    |    |              |    | 7.17        |                 |
| Presentation   |                   |        |                 | 1.67                | 6.75                | 6.50                                     | 7.75             | 6.75 | 7.50 |    |    |              |    | 7.00        |                 |
| Skating Skills   |                   |        |                 | 1.67                | 7.25                | 7.25                                     | 7.75             | 6.75 | 7.75 |    |    |              |    | 7.42        |                 |
| <b>Judges Total Program Component Score (factored)</b> |                   |        |                 |                     |                     |  |                  |      |      |    |    | <b>36.05</b> |    |             |                 |
| <b>Deductions:</b>                                     |                   |        |                 |                     |                     |  |                  |      |      |    |    |              |    | <b>0.00</b> |                 |

| Rank   | Name              | Nation | Starting Number | Total Segment Score | Total Element Score | Total Program Component Score (factored) | Total Deductions |       |      |    |    |              |    |      |                 |
|--|-------------------|--------|-----------------|---------------------|---------------------|--|------------------|-------|------|----|----|--------------|----|------|-----------------|
| 8  | Heorhi KOZLOVSKIJ | BLR    | 3               | 58.87               | 27.85               | 32.02                                    | -1.00            |       |      |    |    |              |    |      |                 |
| #  | Executed Elements | Info   | Base Value      | GOE                 | J1                  | J2                                       | J3               | J4    | J5   | J6 | J7 | J8           | J9 | Ref. | Scores of Panel |
| 1  | 3Aq               | F q    | 8.00            | -4.00               | -5                  | -5                                       | -5               | -5    | -5   |    |    |              |    |      | 4.00            |
| 2  | 3Lz+2T            |        | 7.20            | 0.59                | 1                   | 0  | 1                | 1     | 2    |    |    |              |    |      | 7.79            |
| 3  | CSSp4             |        | 3.00            | 0.10                | 0                   | 0  | 1                | 0     | 1    |    |    |              |    |      | 3.10            |
| 4  | 3F                |        | 5.83            | x 0.71              | 2                   | 1  | 1                | 1     | 2    |    |    |              |    |      | 6.54            |
| 5  | FCSp              |        | 0.00            | 0.00                | -                   | -  | -                | -     | -    |    |    |              |    |      | 0.00            |
| 6  | StSq2             |        | 2.60            | 0.09                | 0                   | 0  | 1                | 0     | 1    |    |    |              |    |      | 2.69            |
| 7  | CCoSp4            |        | 3.50            | 0.23                | 1                   | 0  | 1                | 0     | 1    |    |    |              |    |      | 3.73            |
|  |                   |        | <b>30.13</b>    |                     |                     |  |                  |       |      |    |    |              |    |      | <b>27.85</b>    |
| Program Components                                     |                   |        |                 | Factor              |                     |  |                  |       |      |    |    |              |    |      |                 |
| Composition  |                   |        |                 | 1.67                | 6.00                | 6.50                                     | 7.25             | 5.75  | 6.25 |    |    |              |    | 6.25 |                 |
| Presentation   |                   |        |                 | 1.67                | 6.25                | 6.50                                     | 7.00             | 6.25  | 6.50 |    |    |              |    | 6.42 |                 |
| Skating Skills   |                   |        |                 | 1.67                | 6.50                | 6.50                                     | 7.50             | 6.50  | 6.50 |    |    |              |    | 6.50 |                 |
| <b>Judges Total Program Component Score (factored)</b> |                   |        |                 |                     |                     |  |                  |       |      |    |    | <b>32.02</b> |    |      |                 |
| <b>Deductions:</b>                                     |                   |        |                 |                     |                     |  | Falls            | -1.00 | (1)  |    |    |              |    |      | <b>-1.00</b>    |

| Rank   | Name              | Nation | Starting Number | Total Segment Score | Total Element Score | Total Program Component Score (factored) | Total Deductions |       |      |    |    |              |    |      |                 |
|--|-------------------|--------|-----------------|---------------------|---------------------|--|------------------|-------|------|----|----|--------------|----|------|-----------------|
| 9  | Pavel GAVDIS      | BLR    | 10              | 54.70               | 24.66               | 31.04                                    | -1.00            |       |      |    |    |              |    |      |                 |
| #  | Executed Elements | Info   | Base Value      | GOE                 | J1                  | J2                                       | J3               | J4    | J5   | J6 | J7 | J8           | J9 | Ref. | Scores of Panel |
| 1  | 3A<               | F <    | 6.40            | -3.20               | -5                  | -5                                       | -5               | -5    | -5   |    |    |              |    |      | 3.20            |
| 2  | 3Lz+2T            |        | 7.20            | -2.36               | -4                  | -4                                       | -4               | -4    | -3   |    |    |              |    |      | 4.84            |
| 3  | FCSp4             |        | 3.20            | 0.32                | 1                   | 0  | 1                | 1     | 1    |    |    |              |    |      | 3.52            |
| 4  | 3F!               | !      | 5.83            | x -1.77             | -4                  | -3                                       | -3               | -3    | -4   |    |    |              |    |      | 4.06            |
| 5  | StSq2             |        | 2.60            | 0.17                | 1                   | 0  | 1                | 1     | 0    |    |    |              |    |      | 2.77            |
| 6  | CCoSp4            |        | 3.50            | 0.70                | 2                   | 1  | 2                | 2     | 2    |    |    |              |    |      | 4.20            |
| 7  | CSSp2             |        | 2.30            | -0.23               | -2                  | -1                                       | -1               | -1    | 0    |    |    |              |    |      | 2.07            |
|  |                   |        | <b>31.03</b>    |                     |                     |  |                  |       |      |    |    |              |    |      | <b>24.66</b>    |
| Program Components                                     |                   |        |                 | Factor              |                     |  |                  |       |      |    |    |              |    |      |                 |
| Composition  |                   |        |                 | 1.67                | 6.00                | 6.00                                     | 6.50             | 6.00  | 6.50 |    |    |              |    | 6.17 |                 |
| Presentation   |                   |        |                 | 1.67                | 5.75                | 6.00                                     | 6.25             | 5.75  | 6.50 |    |    |              |    | 6.00 |                 |
| Skating Skills   |                   |        |                 | 1.67                | 6.25                | 6.25                                     | 6.75             | 6.25  | 6.75 |    |    |              |    | 6.42 |                 |
| <b>Judges Total Program Component Score (factored)</b> |                   |        |                 |                     |                     |  |                  |       |      |    |    | <b>31.04</b> |    |      |                 |
| <b>Deductions:</b>                                     |                   |        |                 |                     |                     |  | Falls            | -1.00 | (1)  |    |    |              |    |      | <b>-1.00</b>    |



# Международные соревнования по фигурному катанию Кубок Сильнейших Спортсменов



## JUDGES DETAILS PER SKATER SENIOR - MEN SHORT PROGRAM

| Legend: |                    |     |   |    |                |      |                |
|---------|--------------------|-----|---|----|----------------|------|----------------|
| #       | Sequence number    | GOE | Grade of Execution  | Jx | Judges (x=1-9) | Ref. | Referee        |
| <       | Under-rotated jump | x   | Credit for highlight distribution, base value multiplied by 1.1 |    |                | !    | Not clear edge |
| F       | Fall               | q   | Jump landed on the quarter                                      |    |                |      |                |

printed: 09.12.2025 18:39

Page 4 / 4

Международные соревнования  
**Кубок  
Сильнейших  
спортсменов**



7-12.12.2025

