




# Международные соревнования по фигурному катанию Кубок Сильнейших Спортсменов



## JUDGES DETAILS PER SKATER JUNIOR - MEN FREE SKATING

Rank	Name	Nation	Starting Number	Total Segment Score	Total Element Score	Total Program Component Score (factored)	Total Deductions
1	Aleksandr SEMKOV		9	145.13	80.46	64.67	0.00

#	Executed Elements	Info	Base Value	GOE	J1	J2	J3	J4	J5	J6	J7	J8	J9	Ref.	Scores of Panel	
1	4Lz		11.50	3.07	3	2	3	2	3						14.57	
2	4Tq+2T	q	10.80	-1.27	-1	-2	-2	-1	-1						9.53	
3	3Lo		4.90	0.65	2	1	2	1	1						5.55	
4	3A+1Eu+3S		12.80	1.33	2	2	1	2	1						14.13	
5	CCSp2		2.30	0.23	1	1	1	1	0						2.53	
6	3Aq	q	8.80	x -1.60	-2	-2	-2	-2	-3						7.20	
7	3Lz+2A+SEQ		10.12	x 0.20	1	1	0	0	0						10.32	
8	3F		5.83	x 0.53	1	1	2	1	0						6.36	
9	ChSq1		3.00	0.50	1	1	1	2	1						3.50	
10	CCoSp4		3.50	0.47	1	1	1	2	2						3.97	
11	FSSp4		3.00	-0.20	-1	0	-1	1	-1						2.80	
			<b>76.55</b>												<b>80.46</b>	
<b>Program Components</b>				<b>Factor</b>												
Composition				3.33	6.75	6.25	6.50	6.50	6.00							6.42
Presentation				3.33	7.00	6.00	6.75	6.25	5.75							6.33
Skating Skills				3.33	6.75	6.50	6.75	6.75	6.50							6.67
<b>Judges Total Program Component Score (factored)</b>															<b>64.67</b>	

Deductions:

0.00


Rank	Name	Nation	Starting Number	Total Segment Score	Total Element Score	Total Program Component Score (factored)	Total Deductions
2	Ilija NERETIN		8	131.24	68.40	63.84	-1.00

#	Executed Elements	Info	Base Value	GOE	J1	J2	J3	J4	J5	J6	J7	J8	J9	Ref.	Scores of Panel	
1	4T		9.50	1.58	2	2	1	3	1						11.08	
2	2S		1.30	0.00	0	0	0	1	0						1.30	
3	4S	F	9.70	-4.85	-5	-5	-4	-5	-5						4.85	
4	3S		4.30	0.86	2	1	2	2	2						5.16	
5	CCSp2		2.30	0.08	0	1	1	0	0						2.38	
6	3Lz+3T		11.11	x 1.18	2	2	2	2	2						12.29	
7	3Lz+2A+2A+SEQ		13.75	x 0.00	0	0	0	0	0						13.75	
8	3Lo+2T		6.82	x 0.16	0	0	1	1	0						6.98	
9	ChSq1		3.00	0.33	0	1	1	1	0						3.33	
10	CCoSp4		3.50	0.58	2	1	1	2	3						4.08	
11	FSSp4		3.00	0.20	1	1	0	2	0						3.20	
			<b>68.28</b>												<b>68.40</b>	
<b>Program Components</b>				<b>Factor</b>												
Composition				3.33	6.25	6.50	6.00	6.50	6.50							6.42
Presentation				3.33	6.25	6.00	6.25	6.25	6.25							6.25
Skating Skills				3.33	6.50	6.50	6.50	6.50	6.50							6.50
<b>Judges Total Program Component Score (factored)</b>															<b>63.84</b>	

Deductions: Falls

-1.00 (1)

-1.00




# Международные соревнования по фигурному катанию Кубок Сильнейших Спортсменов




## JUDGES DETAILS PER SKATER JUNIOR - MEN FREE SKATING

Rank	Name	Nation	Starting Number	Total Segment Score	Total Element Score	Total Program Component Score (factored)	Total Deductions								
3	Danil KOLOSKOV		6	130.14	67.30	63.84	-1.00								
#	Executed Elements	Info	Base Value	GOE	J1	J2	J3	J4	J5	J6	J7	J8	J9	Ref.	Scores of Panel
1	3A		8.00	1.07	2	1	1	2	1						9.07
2	3Lz+3Tq	q	10.10	-0.59	-1	0	-1	-2	-1						9.51
3	3F!	!	5.30	-2.65	-5	-5	-4	-5	-5						2.65
4	3Lo		4.90	0.33	0	1	2	1	0						5.23
5	CCoSp4		3.50	0.82	3	2	2	2	3						4.32
6	3Lz+2A+2A+SEQ		13.75	x 1.18	3	2	2	2	2						14.93
7	3F!q+2T	!,q	7.26	x -1.41	-3	-3	-2	-2	-3						5.85
8	3S		4.73	x 0.57	2	1	2	1	0						5.30
9	ChSq1		3.00	0.83	1	1	2	2	2						3.83
10	CCSp4		3.20	0.64	2	1	2	2	2						3.84
11	FSSp3		2.60	0.17	1	0	0	2	1						2.77
			<b>66.34</b>												<b>67.30</b>
Program Components				Factor											
Composition				3.33	6.50	6.00	6.50	6.25	6.50						6.42
Presentation				3.33	6.25	5.75	6.50	6.00	6.50						6.25
Skating Skills				3.33	6.50	6.00	6.50	6.50	6.50						6.50
<b>Judges Total Program Component Score (factored)</b>															<b>63.84</b>
<b>Deductions:</b>			Time violation	-1.00											<b>-1.00</b>

Rank	Name	Nation	Starting Number	Total Segment Score	Total Element Score	Total Program Component Score (factored)	Total Deductions									
4	Makar NIKOLAEV		7	129.39	66.95	62.44	0.00									
#	Executed Elements	Info	Base Value	GOE	J1	J2	J3	J4	J5	J6	J7	J8	J9	Ref.	Scores of Panel	
1	3A+2A+SEQ		11.30	1.07	2	2	1	1	0						12.37	
2	3Aq	q	8.00	-0.80	-1	-1	-1	-1	-2						7.20	
3	3Lz		5.90	-0.59	-1	-1	-1	-1	-1						5.31	
4	3Lo		4.90	0.33	1	1	2	0	0						5.23	
5	CCoSp4		3.50	0.82	3	2	2	2	3						4.32	
6	ChSq1		3.00	0.50	1	1	2	1	1						3.50	
7	3Lz+1Eu+3S		11.77	x 0.39	0	1	1	1	0						12.16	
8	2A+3T<	<	7.33	x -1.68	-5	-5	-5	-5	-4						5.65	
9	3F!	!	5.83	x 0.00	0	0	1	0	-1						5.83	
10	CCSp2		2.30	0.08	1	0	1	0	0						2.38	
11	FSSp4		3.00	0.00	0	0	0	1	0						3.00	
			<b>66.83</b>												<b>66.95</b>	
Program Components				Factor												
Composition				3.33	6.25	6.00	6.50	5.75	6.50						6.25	
Presentation				3.33	6.25	6.00	6.25	5.50	6.50						6.17	
Skating Skills				3.33	6.50	6.00	6.50	6.00	6.50						6.33	
<b>Judges Total Program Component Score (factored)</b>															<b>62.44</b>	
<b>Deductions:</b>																<b>0.00</b>



# Международные соревнования по фигурному катанию Кубок Сильнейших Спортсменов




## JUDGES DETAILS PER SKATER JUNIOR - MEN FREE SKATING

Rank	Name	Nation	Starting Number	Total Segment Score	Total Element Score	Total Program Component Score (factored)	Total Deductions									
5	Matvey SKLYAROV		5	125.99	63.85	62.14	0.00									
#	Executed Elements	Info	Base Value	GOE	J1	J2	J3	J4	J5	J6	J7	J8	J9	Ref.	Scores of Panel	
1	3Lz+2T		7.20	0.59	1	1	1	1	2						7.79	
2	3Lz		5.90	1.18	2	2	2	2	2						7.08	
3	3Lo		4.90	0.00	0	0	0	0	0						4.90	
4	3T		4.20	0.42	1	1	2	1	1						4.62	
5	CCoSp4		3.50	0.93	3	2	3	2	4						4.43	
6	3F+2T		7.26	x 0.71	3	1	1	1	2						7.97	
7	3Lo+1A+2A+SEQ		10.23	x 0.33	2	1	1	0	0						10.56	
8	3S		4.73	x 0.43	1	1	2	1	0						5.16	
9	ChSq1		3.00	1.17	3	2	2	2	3						4.17	
10	FSSp3		2.60	0.52	2	1	2	2	3						3.12	
11	CCSp4		3.20	0.85	3	2	2	3	4						4.05	
			<b>56.72</b>												<b>63.85</b>	
Program Components				Factor												
Composition				3.33	5.75	6.25	6.75	6.25	6.50							6.33
Presentation				3.33	6.00	6.00	6.75	6.00	6.75							6.25
Skating Skills				3.33	6.25	5.75	6.75	5.75	6.25							6.08
<b>Judges Total Program Component Score (factored)</b>															<b>62.14</b>	

Deductions:

0.00

Rank	Name	Nation	Starting Number	Total Segment Score	Total Element Score	Total Program Component Score (factored)	Total Deductions									
6	Vladimir ATLANOV		4	105.85	50.58	58.27	-3.00									
#	Executed Elements	Info	Base Value	GOE	J1	J2	J3	J4	J5	J6	J7	J8	J9	Ref.	Scores of Panel	
1	3Lzq	F q	5.90	-2.95	-5	-5	-5	-5	-5						2.95	
2	3Lz!q+REP	F !,q	4.13	-2.95	-5	-5	-5	-5	-5						1.18	
3	3Lo		4.90	0.33	1	1	1	0	0						5.23	
4	2A		3.30	0.33	2	1	2	0	0						3.63	
5	FCSp4		3.20	0.53	2	1	1	2	2						3.73	
6	3Lo+2A+SEQ		9.02	x 0.16	0	1	1	0	0						9.18	
7	3S		4.73	x 0.43	2	1	1	1	1						5.16	
8	3T+2T+2Lo		7.92	x 0.42	2	1	1	1	1						8.34	
9	CCoSp4		3.50	0.35	2	1	1	1	1						3.85	
10	ChSq1		3.00	0.83	2	1	1	2	2						3.83	
11	CSSp4		3.00	0.50	2	1	1	2	2						3.50	
			<b>52.60</b>												<b>50.58</b>	
Program Components				Factor												
Composition				3.33	5.75	5.50	6.00	6.25	5.75							5.83
Presentation				3.33	6.00	5.50	5.50	6.00	5.75							5.75
Skating Skills				3.33	6.00	5.75	6.00	6.50	5.50							5.92
<b>Judges Total Program Component Score (factored)</b>															<b>58.27</b>	
<b>Deductions:</b>			Time violation	-1.00	Falls				-2.00 (2)						<b>-3.00</b>	




# Международные соревнования по фигурному катанию Кубок Сильнейших Спортсменов




## JUDGES DETAILS PER SKATER JUNIOR - MEN FREE SKATING

Rank	Name	Nation	Starting Number	Total Segment Score	Total Element Score	Total Program Component Score (factored)	Total Deductions								
7	Arseniy STEPANOV		3	98.80	47.25	53.55	-2.00								
#	Executed Elements	Info	Base Value	GOE	J1	J2	J3	J4	J5	J6	J7	J8	J9	Ref.	Scores of Panel
1	3A<<	F <<	3.30	-1.65	-5	-5	-5	-5	-5						1.65
2	3A<+COMBO+2T*	F <,*	6.40	-3.20	-5	-5	-5	-5	-3						3.20
3	3Lz	F	5.90	-2.95	-5	-5	-5	-5	-5						2.95
4	3Lo		4.90	0.16	0	1	1	0	0						5.06
5	CCSp3		2.80	0.47	2	1	1	2	2						3.27
6	3Flq+2Aq+2A+SEQ	!,q,q	11.90	-2.47	-5	-4	-4	-5	-5						9.43
7	3Lz+3T<	<	10.19	x -1.97	-4	-4	-3	-3	-3						8.22
8	3Sq	q	4.73	x -0.86	-3	-2	-2	-2	-2						3.87
9	CCoSp3V		2.25	-0.08	-2	0	0	0	-1						2.17
10	ChSq1		3.00	0.83	2	1	1	2	2						3.83
11	FSSp4		3.00	0.60	2	1	2	2	3						3.60
			<b>58.37</b>												<b>47.25</b>
Program Components				Factor											
Composition				3.33	5.00	5.00	5.50	5.50	5.50						5.33
Presentation				3.33	5.50	5.00	5.00	5.50	5.50						5.33
Skating Skills				3.33	5.25	5.50	5.50	6.00	5.25						5.42
<b>Judges Total Program Component Score (factored)</b>															<b>53.55</b>
<b>Deductions:</b>			Falls	-2.00	(2)										<b>-2.00</b>

Rank	Name	Nation	Starting Number	Total Segment Score	Total Element Score	Total Program Component Score (factored)	Total Deductions								
8	Ivan TELENKOV		2	95.69	46.61	51.08	-2.00								
#	Executed Elements	Info	Base Value	GOE	J1	J2	J3	J4	J5	J6	J7	J8	J9	Ref.	Scores of Panel
1	2A+3T		7.50	0.70	3	1	1	2	2						8.20
2	3Lz!<	F !,<	4.72	-2.36	-5	-5	-5	-5	-5						2.36
3	3S		4.30	0.43	2	1	1	1	1						4.73
4	3Lo		4.90	0.49	1	1	1	1	1						5.39
5	CCoSp4		3.50	0.47	1	1	1	2	2						3.97
6	3Lz!<+REP	F !,<	3.63	x -2.36	-5	-5	-5	-5	-5						1.27
7	3F		5.83	x -1.59	-3	-4	-3	-3	-3						4.24
8	3F+2A+SEQ		9.46	x -1.59	-3	-3	-3	-3	-3						7.87
9	FCCoSp3V		2.25	0.08	0	0	0	1	2						2.33
10	ChSq1		3.00	0.17	1	0	0	0	1						3.17
11	CCSp3		2.80	0.28	1	1	-1	1	2						3.08
			<b>51.89</b>												<b>46.61</b>
Program Components				Factor											
Composition				3.33	5.00	5.00	5.00	5.50	6.00						5.17
Presentation				3.33	4.75	4.75	4.00	5.25	6.00						4.92
Skating Skills				3.33	5.00	5.25	5.00	5.50	5.75						5.25
<b>Judges Total Program Component Score (factored)</b>															<b>51.08</b>
<b>Deductions:</b>			Falls	-2.00	(2)										<b>-2.00</b>



# Международные соревнования по фигурному катанию Кубок Сильнейших Спортсменов



## JUDGES DETAILS PER SKATER JUNIOR - MEN FREE SKATING

Rank	Name	Nation	Starting Number	Total Segment Score	Total Element Score	Total Program Component Score (factored)	Total Deductions								
9	Prokhar PRUSAKOU	BLR	1	93.08	42.46	51.62	-1.00								
#	Executed Elements	Info	Base Value	GOE	J1	J2	J3	J4	J5	J6	J7	J8	J9	Ref.	Scores of Panel
1	3F		5.30	-1.94	-4	-4	-4	-3	-2						3.36
2	2T		1.30	0.00	0	0	0	0	0						1.30
3	3S+2A+SEQ		7.60	0.14	0	1	0	1	0						7.74
4	3Lo		4.90	0.16	0	1	0	1	0						5.06
5	CCoSp2V		1.88	0.00	0	0	0	0	0						1.88
6	3T	F	4.62	x -2.10	-5	-5	-5	-5	-5						2.52
7	3S		4.73	x 0.43	0	1	1	1	1						5.16
8	2A+1Eu+2F		6.16	x -0.22	-1	0	-1	0	-1						5.94
9	ChSq1		3.00	0.50	2	1	0	1	1						3.50
10	CCSp3		2.80	0.00	0	0	0	0	0						2.80
11	FSSp4		3.00	0.20	1	0	1	2	-1						3.20
			<b>45.29</b>												<b>42.46</b>
Program Components			Factor												
Composition			3.33	5.50	4.50	5.25	5.50	4.75						5.17	
Presentation			3.33	5.25	4.75	5.00	5.25	5.00						5.08	
Skating Skills			3.33	5.25	5.25	5.25	5.75	5.00						5.25	
<b>Judges Total Program Component Score (factored)</b>														<b>51.62</b>	
<b>Deductions:</b>			Falls	-1.00 (1)											<b>-1.00</b>

Legend:							
#	Sequence number	GOE	Grade of Execution	Jx	Judges (x=1-9)	Ref.	Referee
*	Invalid element	<	Under-rotated jump	<<	Downgraded jump	REP	Jump repetition
x	Credit for highlight distribution, base value multiplied by 1.1			!	Not clear edge		
F	Fall	q	Jump landed on the quarter				

printed: 10.12.2025 15:30

Page 5 / 5

Международные соревнования  
**Кубок Сильнейших Спортсменов**



7-12.12.2025



БЕЛГОССТРАХ

БЕЛЭКСИМ ГАРАНТ  
EXIMGARANT OF BELARUS

БЕЛОРУСНЕФТЬ

Белинвестбанк



БИ

LITA

Г.МИНСК