




# Международные соревнования по фигурному катанию Кубок Сильнейших Спортсменов




## JUDGES DETAILS PER SKATER JUNIOR - MEN SHORT PROGRAM

Rank	Name	Nation	Starting Number	Total Segment Score	Total Element Score	Total Program Component Score (factored)	Total Deductions								
1	Aleksandr SEMKOV		5	71.68	40.37	31.31	0.00								
#	Executed Elements	Info	Base Value	GOE	J1	J2	J3	J4	J5	J6	J7	J8	J9	Ref.	Scores of Panel
1	3A		8.00	1.87	3	3	2	2	0						9.87
2	3Lo		4.90	0.65	2	2	1	1	0						5.55
3	CCSp4		3.20	0.21	0	1	0	1	1						3.41
4	3Lz+3T		11.11	x 1.18	2	2	2	2	1						12.29
5	StSq2		2.60	0.35	2	1	1	2	0						2.95
6	CCoSp3		3.00	0.30	1	1	1	2	1						3.30
7	FSSp4		3.00	0.00	0	0	0	1	-1						3.00
			<b>35.81</b>												<b>40.37</b>
Program Components				Factor											
Composition				1.67	6.75	6.00	6.25	6.50	5.25						6.25
Presentation				1.67	6.50	6.25	6.25	6.50	5.25						6.33
Skating Skills				1.67	6.25	6.00	6.50	6.25	5.25						6.17
<b>Judges Total Program Component Score (factored)</b>															<b>31.31</b>
<b>Deductions:</b>															<b>0.00</b>

Rank	Name	Nation	Starting Number	Total Segment Score	Total Element Score	Total Program Component Score (factored)	Total Deductions								
2	Iliia NERETIN		7	69.69	38.40	31.29	0.00								
#	Executed Elements	Info	Base Value	GOE	J1	J2	J3	J4	J5	J6	J7	J8	J9	Ref.	Scores of Panel
1	3A		8.00	-1.33	-2	-2	-3	0	-1						6.67
2	3Lo		4.90	1.14	3	3	2	2	2						6.04
3	CCSp3		2.80	0.75	3	2	2	3	3						3.55
4	3Lz+3T		11.11	x 1.18	2	2	1	2	2						12.29
5	FSSp4		3.00	0.30	1	0	0	2	3						3.30
6	StSq2		2.60	0.35	1	1	1	2	3						2.95
7	CCoSp3		3.00	0.60	2	2	2	2	3						3.60
			<b>35.41</b>												<b>38.40</b>
Program Components				Factor											
Composition				1.67	5.50	6.50	6.25	6.75	6.25						6.33
Presentation				1.67	6.25	6.50	6.25	6.75	6.25						6.33
Skating Skills				1.67	5.75	6.25	6.25	6.50	5.75						6.08
<b>Judges Total Program Component Score (factored)</b>															<b>31.29</b>
<b>Deductions:</b>															<b>0.00</b>

Rank	Name	Nation	Starting Number	Total Segment Score	Total Element Score	Total Program Component Score (factored)	Total Deductions								
3	Makar NIKOLAEV		2	66.05	37.79	28.26	0.00								
#	Executed Elements	Info	Base Value	GOE	J1	J2	J3	J4	J5	J6	J7	J8	J9	Ref.	Scores of Panel
1	3A		8.00	1.33	2	2	1	2	1						9.33
2	3Lo		4.90	0.98	3	2	2	1	2						5.88
3	CCSp4		3.20	0.32	1	2	1	1	1						3.52
4	3Lz+3T		11.11	x -1.38	-3	-2	-3	-2	-2						9.73
5	CCoSp4V		2.63	0.53	2	2	2	2	3						3.16
6	StSq2		2.60	0.17	0	1	2	0	1						2.77
7	FSSp4		3.00	0.40	2	1	1	1	2						3.40
			<b>35.44</b>												<b>37.79</b>
Program Components				Factor											
Composition				1.67	5.75	5.50	6.00	5.75	5.00						5.67
Presentation				1.67	5.75	5.00	6.00	5.75	5.00						5.50
Skating Skills				1.67	5.50	5.75	6.25	6.00	5.25						5.75
<b>Judges Total Program Component Score (factored)</b>															<b>28.26</b>
<b>Deductions:</b>															<b>0.00</b>



# Международные соревнования по фигурному катанию Кубок Сильнейших Спортсменов




## JUDGES DETAILS PER SKATER JUNIOR - MEN SHORT PROGRAM


Rank	Name	Nation	Starting Number	Total Segment Score	Total Element Score	Total Program Component Score (factored)	Total Deductions									
4	Danil KOLOSKOV		3	64.90	34.71	30.19	0.00									
#	Executed Elements	Info	Base Value	GOE	J1	J2	J3	J4	J5	J6	J7	J8	J9	Ref.	Scores of Panel	
1	3A<	<	6.40	-2.77	-5	-4	-4	-4	-5						3.63	
2	3Lz+3T		10.10	1.18	2	2	2	2	2						11.28	
3	FSSp4		3.00	0.30	0	1	1	1	3						3.30	
4	3Lo	x	5.39	0.33	0	1	1	1	0						5.72	
5	CCSp4		3.20	0.64	3	1	1	3	2						3.84	
6	StSq2		2.60	0.26	2	2	0	1	0						2.86	
7	CCoSp4		3.50	0.58	1	2	1	2	2						4.08	
			<b>34.19</b>												<b>34.71</b>	
Program Components				Factor												
Composition				1.67	5.50	6.00	6.50	6.75	5.25							6.00
Presentation				1.67	5.75	6.25	6.25	6.50	5.50							6.08
Skating Skills				1.67	5.75	5.75	6.50	6.50	5.25							6.00
<b>Judges Total Program Component Score (factored)</b>															<b>30.19</b>	
<b>Deductions:</b>														<b>0.00</b>		

Rank	Name	Nation	Starting Number	Total Segment Score	Total Element Score	Total Program Component Score (factored)	Total Deductions									
5	Matvey SKLYAROV		4	63.11	35.27	27.84	0.00									
#	Executed Elements	Info	Base Value	GOE	J1	J2	J3	J4	J5	J6	J7	J8	J9	Ref.	Scores of Panel	
1	2A		3.30	0.55	2	2	2	1	0						3.85	
2	3Lz+3T		10.10	0.59	1	1	1	2	0						10.69	
3	CCoSp4		3.50	0.58	1	2	2	1	2						4.08	
4	3Lo	x	5.39	0.98	2	2	2	2	0						6.37	
5	CCSp4		3.20	0.75	3	2	2	2	3						3.95	
6	StSq2		2.60	0.43	1	2	2	2	1						3.03	
7	FSSp4		3.00	0.30	0	1	1	2	1						3.30	
			<b>31.09</b>												<b>35.27</b>	
Program Components				Factor												
Composition				1.67	5.50	5.50	6.75	5.75	5.25							5.58
Presentation				1.67	5.25	5.25	6.75	5.75	5.25							5.42
Skating Skills				1.67	5.50	5.25	6.75	6.25	5.00							5.67
<b>Judges Total Program Component Score (factored)</b>															<b>27.84</b>	
<b>Deductions:</b>														<b>0.00</b>		

Rank	Name	Nation	Starting Number	Total Segment Score	Total Element Score	Total Program Component Score (factored)	Total Deductions									
6	Vladimir ATLANOV		9	59.63	29.86	29.77	0.00									
#	Executed Elements	Info	Base Value	GOE	J1	J2	J3	J4	J5	J6	J7	J8	J9	Ref.	Scores of Panel	
1	3T+3Tq	q	8.40	-0.56	-1	-2	-1	-1	-2						7.84	
2	3Lo		4.90	0.33	1	0	1	1	0						5.23	
3	CCoSp3		3.00	0.40	1	2	1	2	0						3.40	
4	FSSp4		3.00	-0.10	-1	-2	-1	1	1						2.90	
5	StSq2		2.60	0.52	2	2	2	2	0						3.12	
6	2A	x	3.63	0.66	3	2	3	1	0						4.29	
7	CCSp3		2.80	0.28	1	1	0	1	1						3.08	
			<b>28.33</b>												<b>29.86</b>	
Program Components				Factor												
Composition				1.67	6.25	5.75	6.75	6.25	5.00							6.08
Presentation				1.67	6.00	6.00	6.25	6.00	5.00							6.00
Skating Skills				1.67	6.00	5.50	6.50	5.75	4.75							5.75
<b>Judges Total Program Component Score (factored)</b>															<b>29.77</b>	
<b>Deductions:</b>														<b>0.00</b>		



# Международные соревнования по фигурному катанию Кубок Сильнейших Спортсменов



## JUDGES DETAILS PER SKATER

### JUNIOR - MEN SHORT PROGRAM


Rank	Name	Nation	Starting Number	Total Segment Score	Total Element Score	Total Program Component Score (factored)	Total Deductions								
7	Arseniy STEPANOV		1	59.21	30.82	28.39	0.00								
#	Executed Elements	Info	Base Value	GOE	J1	J2	J3	J4	J5	J6	J7	J8	J9	Ref.	Scores of Panel
1	3A		8.00	0.80	1	1	1	1	1						8.80
2	3Lo		4.90	0.49	1	1	1	1	0						5.39
3	CCSp4		3.20	0.53	2	1	1	2	3						3.73
4	3Lz+COMBO+3T<*	<,*	6.49	x -2.95	-5	-5	-5	-5	-5						3.54
5	CCoSp3		3.00	0.10	0	-1	0	1	1						3.10
6	StSq2		2.60	0.26	1	1	1	1	2						2.86
7	FSSp4		3.00	0.40	1	1	1	2	2						3.40
			<b>31.19</b>												<b>30.82</b>
Program Components			Factor												
Composition			1.67	6.25	5.50	6.00	5.75	5.50					5.75		
Presentation			1.67	6.00	5.50	6.00	5.75	5.50					5.75		
Skating Skills			1.67	5.75	5.25	6.00	5.50	4.75					5.50		
<b>Judges Total Program Component Score (factored)</b>												<b>28.39</b>			
<b>Deductions:</b>													<b>0.00</b>		

Rank	Name	Nation	Starting Number	Total Segment Score	Total Element Score	Total Program Component Score (factored)	Total Deductions								
8	Ivan TELENKOV		10	59.16	32.04	27.12	0.00								
#	Executed Elements	Info	Base Value	GOE	J1	J2	J3	J4	J5	J6	J7	J8	J9	Ref.	Scores of Panel
1	3Lz!+3T	!	10.10	-0.20	0	0	-1	0	-1						9.90
2	2A		3.30	-0.11	-1	0	-1	0	0						3.19
3	CCSp4		3.20	0.43	2	1	1	1	2						3.63
4	3Lo		5.39	x 0.49	2	1	1	1	1						5.88
5	CCoSp4		3.50	0.35	1	1	0	1	1						3.85
6	StSq2		2.60	0.09	0	1	0	0	1						2.69
7	FSSp4		3.00	-0.10	-1	-1	-1	1	1						2.90
			<b>31.09</b>												<b>32.04</b>
Program Components			Factor												
Composition			1.67	5.50	5.50	5.75	5.75	5.00					5.58		
Presentation			1.67	5.25	5.25	5.75	5.50	5.00					5.33		
Skating Skills			1.67	5.25	5.00	5.75	5.75	4.75					5.33		
<b>Judges Total Program Component Score (factored)</b>												<b>27.12</b>			
<b>Deductions:</b>													<b>0.00</b>		

Rank	Name	Nation	Starting Number	Total Segment Score	Total Element Score	Total Program Component Score (factored)	Total Deductions								
9	Prokhar PRUSAKOU	BLR	6	50.08	24.50	26.58	-1.00								
#	Executed Elements	Info	Base Value	GOE	J1	J2	J3	J4	J5	J6	J7	J8	J9	Ref.	Scores of Panel
1	3Lo	F	4.90	-2.45	-5	-5	-5	-5	-5						2.45
2	3T+3Tq	q	8.40	-1.26	-4	-2	-3	-3	-3						7.14
3	CCSp3		2.80	-0.09	-1	0	0	0	-1						2.71
4	2A		3.63	x 0.33	1	1	1	1	0						3.96
5	FSSp4		3.00	0.30	1	1	1	2	1						3.30
6	CCoSp3V		2.25	0.00	0	-1	1	1	-2						2.25
7	StSq2		2.60	0.09	2	0	0	1	0						2.69
			<b>27.58</b>												<b>24.50</b>
Program Components			Factor												
Composition			1.67	5.50	5.00	5.75	5.50	4.75					5.33		
Presentation			1.67	5.25	4.75	5.50	5.50	4.75					5.17		
Skating Skills			1.67	5.50	5.25	5.50	5.75	4.50					5.42		
<b>Judges Total Program Component Score (factored)</b>												<b>26.58</b>			
<b>Deductions:</b>			Falls	-1.00	(1)									<b>-1.00</b>	



# Международные соревнования по фигурному катанию Кубок Сильнейших Спортсменов



## JUDGES DETAILS PER SKATER JUNIOR - MEN SHORT PROGRAM

Legend:						
#	Sequence number	GOE	Grade of Execution	Jx	Judges (x=1-9)	Ref. Referee
*	Invalid element	<	Under-rotated jump	x	Credit for highlight distribution, base value multiplied by 1.1	
!	Not clear edge	F	Fall	q	Jump landed on the quarter	

printed: 09.12.2025 15:23

Page 4 / 4

Международные соревнования  
**Кубок  
Сильнейших  
спортсменов**



7-12.12.2025

Г.МИНСК