


# Международные соревнования по фигурному катанию Кубок Сильнейших Спортсменов



## JUDGES DETAILS PER SKATER SENIOR - WOMEN FREE SKATING

Rank	Name	Nation	Starting Number	Total Segment Score	Total Element Score	Total Program Component Score (factored)	Total Deductions
1	Viktoryia SAFONOVA	BLR	11	140.88	75.47	65.41	0.00

#	Executed Elements	Info	Base Value	GOE	J1	J2	J3	J4	J5	J6	J7	J8	J9	Ref.	Scores of Panel
1	3Lo+2T		6.20	1.31	3	3	3	2	2						7.51
2	2A		3.30	0.99	3	3	3	3	2						4.29
3	3S		4.30	0.86	2	3	2	2	1						5.16
4	3F		5.30	1.59	3	4	3	3	3						6.89
5	CCoSp4		3.50	0.93	1	3	3	3	2						4.43
6	ChSq1		3.00	1.50	3	3	3	3	2						4.50
7	3F+3T		10.45	x 1.59	3	3	3	3	3						12.04
8	3Lo+2A+2T+SEQ		10.45	x 0.98	2	3	2	2	2						11.43
9	3Lz		6.49	x 1.18	3	2	2	2	1						7.67
10	StSq3		3.30	0.66	2	2	2	2	2						3.96
11	LSp3		2.40	0.64	2	3	2	3	3						3.04
12	FCCoSp4		3.50	1.05	2	3	3	4	3						4.55
			<b>62.19</b>												<b>75.47</b>
<b>Program Components</b>				<b>Factor</b>											
Composition				2.67	8.25	8.25	8.25	8.25	7.75					8.25	
Presentation				2.67	8.25	8.25	8.00	8.00	7.50					8.08	
Skating Skills				2.67	8.00	8.50	8.25	8.25	7.50					8.17	
<b>Judges Total Program Component Score (factored)</b>															<b>65.41</b>

<b>Deductions:</b>	<b>0.00</b>
--------------------	-------------


Rank	Name	Nation	Starting Number	Total Segment Score	Total Element Score	Total Program Component Score (factored)	Total Deductions
2	Kseniya GUSHCHINA		12	139.12	73.26	65.86	0.00

#	Executed Elements	Info	Base Value	GOE	J1	J2	J3	J4	J5	J6	J7	J8	J9	Ref.	Scores of Panel
1	2A		3.30	0.66	3	2	2	2	2						3.96
2	3Lz+3T		10.10	1.57	2	3	2	3	3						11.67
3	3S		4.30	1.00	3	2	3	2	2						5.30
4	3F		5.30	1.59	3	3	2	3	3						6.89
5	FCSp4		3.20	0.96	3	3	3	3	3						4.16
6	ChSq1		3.00	1.50	3	3	2	3	3						4.50
7	3Lz+2A+SEQ		10.12	x 0.00	-1	1	1	0	-1						10.12
8	3F+2T+2T		8.69	x 0.71	2	2	2	0	0						9.40
9	3Lo		5.39	x 0.16	1	0	2	0	-1						5.55
10	StSq3		3.30	0.88	4	2	2	3	3						4.18
11	CCoSp4		3.50	0.70	1	2	2	2	3						4.20
12	LSp4		2.70	0.63	2	2	2	3	3						3.33
			<b>62.90</b>												<b>73.26</b>
<b>Program Components</b>				<b>Factor</b>											
Composition				2.67	8.50	8.25	8.00	8.50	8.50					8.42	
Presentation				2.67	8.00	8.50	8.00	8.25	8.25					8.17	
Skating Skills				2.67	8.00	8.50	8.25	8.00	8.00					8.08	
<b>Judges Total Program Component Score (factored)</b>															<b>65.86</b>

<b>Deductions:</b>	<b>0.00</b>
--------------------	-------------



# Международные соревнования по фигурному катанию Кубок Сильнейших Спортсменов




## JUDGES DETAILS PER SKATER SENIOR - WOMEN FREE SKATING

Rank	Name	Nation	Starting Number	Total Segment Score	Total Element Score	Total Program Component Score (factored)	Total Deductions									
3	Maria ELISOVA		10	119.95	63.45	56.50	0.00									
#	Executed Elements	Info	Base Value	GOE	J1	J2	J3	J4	J5	J6	J7	J8	J9	Ref.	Scores of Panel	
1	1A		1.10	-0.07	-1	-1	0	0	-1						1.03	
2	3F!+2T	!	6.60	-0.53	-1	-1	0	-1	-2						6.07	
3	3Lo		4.90	0.98	2	2	3	1	2						5.88	
4	ChSq1		3.00	1.17	2	2	3	3	2						4.17	
5	3F+2A+2A+SEQ		11.90	0.88	2	1	2	2	1						12.78	
6	CCoSp3		3.00	0.70	2	2	3	2	3						3.70	
7	3Lzq+3T<	q,<	10.19	x -2.16	-3	-4	-3	-4	-4						8.03	
8	3Lzq	q	6.49	x -0.79	-1	-2	-1	-1	-2						5.70	
9	3S		4.73	x 0.29	1	1	1	0	0						5.02	
10	StSq2		2.60	0.43	2	1	1	2	2						3.03	
11	FCSp4		3.20	0.64	2	2	1	2	2						3.84	
12	FCCoSp4		3.50	0.70	2	2	2	2	3						4.20	
			<b>61.21</b>												<b>63.45</b>	
Program Components				Factor												
Composition				2.67	6.75	7.00	7.00	7.25	7.25							7.08
Presentation				2.67	6.50	7.25	7.25	7.25	7.25							7.25
Skating Skills				2.67	6.75	6.75	7.00	7.00	6.75							6.83
<b>Judges Total Program Component Score (factored)</b>															<b>56.50</b>	
<b>Deductions:</b>																<b>0.00</b>

Rank	Name	Nation	Starting Number	Total Segment Score	Total Element Score	Total Program Component Score (factored)	Total Deductions									
4	Liudmila FURSOVA		6	118.25	61.73	56.52	0.00									
#	Executed Elements	Info	Base Value	GOE	J1	J2	J3	J4	J5	J6	J7	J8	J9	Ref.	Scores of Panel	
1	3Lz		5.90	1.18	2	0	2	2	2						7.08	
2	3F+2T		6.60	1.24	3	2	3	2	2						7.84	
3	3Lo		4.90	0.98	3	2	2	1	2						5.88	
4	2F		1.80	0.06	1	0	1	0	0						1.86	
5	FSSp4		3.00	0.50	2	2	1	1	2						3.50	
6	3Lz<+2Aq+2T+SEQ	<,q	9.32	-1.89	-4	-4	-2	-4	-4						7.43	
7	2A+3Tq	q	8.25	x -0.56	-1	-2	-1	-1	-2						7.69	
8	3S		4.73	x 0.14	0	-1	1	1	0						4.87	
9	ChSq1		3.00	1.00	3	2	2	2	2						4.00	
10	StSq3		3.30	0.66	2	1	2	2	2						3.96	
11	CCoSp4		3.50	0.70	1	2	2	2	2						4.20	
12	LSp4		2.70	0.72	2	3	2	3	3						3.42	
			<b>57.00</b>												<b>61.73</b>	
Program Components				Factor												
Composition				2.67	7.50	7.00	7.25	7.00	7.25							7.17
Presentation				2.67	7.00	7.00	7.00	7.00	7.25							7.00
Skating Skills				2.67	7.00	7.00	7.25	6.75	7.00							7.00
<b>Judges Total Program Component Score (factored)</b>															<b>56.52</b>	
<b>Deductions:</b>																<b>0.00</b>




# Международные соревнования по фигурному катанию Кубок Сильнейших Спортсменов




## JUDGES DETAILS PER SKATER SENIOR - WOMEN FREE SKATING

Rank	Name	Nation	Starting Number	Total Segment Score	Total Element Score	Total Program Component Score (factored)	Total Deductions								
5	Taisia PROSKURJAKOVA		4	110.49	58.66	51.83	0.00								
#	Executed Elements	Info	Base Value	GOE	J1	J2	J3	J4	J5	J6	J7	J8	J9	Ref.	Scores of Panel
1	2A+3Tq	q	7.50	-1.26	-4	-3	-2	-3	-3						6.24
2	3Fq	q	5.30	-0.53	-1	-1	0	-1	-2						4.77
3	3Lz		5.90	0.00	-1	0	1	0	0						5.90
4	3Lo		4.90	0.49	1	1	2	1	1						5.39
5	FCoSp4		3.50	0.35	1	2	1	0	1						3.85
6	ChSq1		3.00	0.67	1	1	2	1	2						3.67
7	3Lzq+2A+2T+SEQ	q	11.55	x -1.97	-4	-2	-2	-4	-4						9.58
8	3Lo<+2Lo	<	6.18	x -0.78	-2	-2	-1	-2	-2						5.40
9	3Sq	q	4.73	x -0.57	-1	-2	0	-1	-2						4.16
10	StSq2		2.60	0.35	1	1	2	1	2						2.95
11	CCoSp3		3.00	0.60	1	2	2	2	2						3.60
12	LSp4		2.70	0.45	1	2	1	2	2						3.15
			<b>60.86</b>												<b>58.66</b>
Program Components				Factor											
Composition				2.67	6.50	6.50	6.25	6.75	6.75					6.58	
Presentation				2.67	6.25	6.25	6.00	6.50	6.75					6.33	
Skating Skills				2.67	6.50	6.50	6.25	6.50	6.75					6.50	
<b>Judges Total Program Component Score (factored)</b>											<b>51.83</b>				
<b>Deductions:</b>											<b>0.00</b>				
Rank	Name	Nation	Starting Number	Total Segment Score	Total Element Score	Total Program Component Score (factored)	Total Deductions								
6	Aleksandra CHATKINA		2	110.19	58.66	52.53	-1.00								
#	Executed Elements	Info	Base Value	GOE	J1	J2	J3	J4	J5	J6	J7	J8	J9	Ref.	Scores of Panel
1	3Lz+3T		10.10	1.18	2	1	2	2	3						11.28
2	3Fl+2Aq+SEQ	!,q	8.60	-1.41	-2	-4	-2	-3	-3						7.19
3	2A		3.30	0.33	2	1	1	1	0						3.63
4	3Lo		4.90	0.82	2	1	2	2	1						5.72
5	CCoSp3		3.00	0.60	2	2	2	2	4						3.60
6	ChSq1		3.00	0.67	2	1	2	1	1						3.67
7	3Fe+2T	e	6.09	x -0.42	-1	-2	-1	-1	0						5.67
8	3Lz	F	6.49	x -2.95	-5	-5	-5	-5	-5						3.54
9	3Sq	q	4.73	x -0.72	-1	-2	-1	-2	-2						4.01
10	StSq3		3.30	0.44	1	1	2	1	3						3.74
11	FCSp4		3.20	0.53	1	1	2	2	2						3.73
12	LSp3		2.40	0.48	2	2	2	2	4						2.88
			<b>59.11</b>												<b>58.66</b>
Program Components				Factor											
Composition				2.67	6.75	6.25	6.50	6.75	7.00					6.67	
Presentation				2.67	6.75	6.00	6.00	6.75	6.75					6.50	
Skating Skills				2.67	6.75	6.50	6.25	6.50	6.50					6.50	
<b>Judges Total Program Component Score (factored)</b>											<b>52.53</b>				
<b>Deductions:</b>				Falls -1.00 (1)							<b>-1.00</b>				




# Международные соревнования по фигурному катанию Кубок Сильнейших Спортсменов



## JUDGES DETAILS PER SKATER SENIOR - WOMEN FREE SKATING

Rank	Name	Nation	Starting Number	Total Segment Score	Total Element Score	Total Program Component Score (factored)	Total Deductions								
7	Ksenia FADEEVA		9	105.74	54.10	51.64	0.00								
#	Executed Elements	Info	Base Value	GOE	J1	J2	J3	J4	J5	J6	J7	J8	J9	Ref.	Scores of Panel
1	3Lz+3T		10.10	0.79	1	1	2	2	0						10.89
2	2A		3.30	0.11	0	0	1	1	0						3.41
3	3Flq	!,q	5.30	-1.24	-3	-2	-2	-2	-4						4.06
4	3Sq	q	4.30	-0.86	-2	-2	-1	-2	-2						3.44
5	CCoSp4		3.50	0.47	1	2	1	1	2						3.97
6	ChSq1		3.00	0.83	1	2	2	2	1						3.83
7	3Lz<	<	5.19	x -1.26	-3	-3	-1	-2	-3						3.93
8	3Lo<+2A+SEQ	<	7.94	x -0.78	-2	-2	-2	-3	-2						7.16
9	3Lo<+2T	<	5.74	x -0.78	-2	-2	-2	-2	-3						4.96
10	StSq3		3.30	0.66	2	2	2	2	0						3.96
11	FCCoSp4V		2.63	0.09	1	1	0	0	0						2.72
12	LSp2		1.90	-0.13	-1	-1	-1	1	0						1.77
			<b>56.20</b>												<b>54.10</b>
Program Components				Factor											
Composition				2.67	6.50	6.50	6.75	6.50	5.75						6.50
Presentation				2.67	6.25	6.50	6.50	6.50	5.75						6.42
Skating Skills				2.67	6.50	6.25	6.75	6.50	5.50						6.42
<b>Judges Total Program Component Score (factored)</b>														<b>51.64</b>	
<b>Deductions:</b>															<b>0.00</b>

Rank	Name	Nation	Starting Number	Total Segment Score	Total Element Score	Total Program Component Score (factored)	Total Deductions								
8	Lizaveta KASTSIUK	BLR	5	105.70	52.08	53.62	0.00								
#	Executed Elements	Info	Base Value	GOE	J1	J2	J3	J4	J5	J6	J7	J8	J9	Ref.	Scores of Panel
1	3Lz		5.90	1.38	2	2	3	2	3						7.28
2	2S		1.30	0.13	1	1	1	0	2						1.43
3	3Lo+2Lo		6.60	0.82	1	2	2	1	3						7.42
4	2A		3.30	0.88	2	3	3	1	3						4.18
5	FCCoSp3V		2.25	0.23	1	2	1	1	1						2.48
6	ChSq1		3.00	0.67	2	1	2	1	1						3.67
7	3T+2A+2T+SEQ		9.68	x 0.42	1	1	1	0	1						10.10
8	2Lo		1.87	x 0.17	1	1	1	0	1						2.04
9	3S<+2T	<	5.21	x -0.57	-1	-2	-1	-2	-2						4.64
10	CCoSp2		2.50	0.33	1	2	1	1	2						2.83
11	StSq2		2.60	0.17	0	1	1	0	1						2.77
12	LSp4		2.70	0.54	2	2	2	2	3						3.24
			<b>46.91</b>												<b>52.08</b>
Program Components				Factor											
Composition				2.67	6.25	6.75	6.75	6.50	6.75						6.67
Presentation				2.67	6.50	6.75	6.50	6.50	7.00						6.58
Skating Skills				2.67	6.75	7.00	6.75	6.75	7.00						6.83
<b>Judges Total Program Component Score (factored)</b>														<b>53.62</b>	
<b>Deductions:</b>															<b>0.00</b>



# Международные соревнования по фигурному катанию Кубок Сильнейших Спортсменов



## JUDGES DETAILS PER SKATER SENIOR - WOMEN FREE SKATING

Rank	Name	Nation	Starting Number	Total Segment Score	Total Element Score	Total Program Component Score (factored)	Total Deductions
9	Hanna KALINKA	BLR	7	102.47	49.06	53.41	0.00


#	Executed Elements	Info	Base Value	GOE	J1	J2	J3	J4	J5	J6	J7	J8	J9	Ref.	Scores of Panel
1	3Lz<+2T	<	6.02	-0.63	-1	-2	-1	-1	-2						5.39
2	3Sq+2T	q	5.60	-0.57	-1	-1	0	-2	-2						5.03
3	3F!<<	!,<<	1.80	-0.78	-4	-5	-4	-4	-5						1.02
4	LSp4		2.70	0.81	3	3	2	3	3						3.51
5	StSq2		2.60	0.52	2	2	2	2	3						3.12
6	3Lz<	<	4.72	-0.94	-2	-3	-1	-2	-2						3.78
7	3S		4.73	x 0.14	0	1	1	0	0						4.87
8	FCSp4		3.20	0.85	2	3	2	3	3						4.05
9	2Aq+1Eu+2F	q	6.16	x -0.44	-1	-1	-1	-2	-2						5.72
10	2A		3.63	x 0.22	0	1	1	1	0						3.85
11	ChSq1		3.00	1.17	3	2	2	3	2						4.17
12	CCoSp4		3.50	1.05	2	3	3	4	3						4.55
			<b>47.66</b>												<b>49.06</b>
<b>Program Components</b>				<b>Factor</b>											
Composition				2.67	7.00	6.75	7.00	6.75	6.50					6.83	
Presentation				2.67	6.75	6.75	6.75	6.50	6.50					6.67	
Skating Skills				2.67	6.50	7.00	6.75	6.25	6.25					6.50	
<b>Judges Total Program Component Score (factored)</b>															<b>53.41</b>

<b>Deductions:</b>		<b>0.00</b>
--------------------	--	-------------


Rank	Name	Nation	Starting Number	Total Segment Score	Total Element Score	Total Program Component Score (factored)	Total Deductions
10	Lizaveta PIKULIK	BLR	1	93.35	45.16	49.19	-1.00

#	Executed Elements	Info	Base Value	GOE	J1	J2	J3	J4	J5	J6	J7	J8	J9	Ref.	Scores of Panel
1	3Lz+2T		7.20	0.98	2	0	1	2	2						8.18
2	3Fq+2A<+SEQ	q,<	7.94	-1.59	-3	-4	-3	-3	-2						6.35
3	3Lo		4.90	0.16	1	0	0	1	0						5.06
4	FCCoSp2V		1.88	0.06	1	1	0	0	0						1.94
5	3Lzlq	F !,q	5.90	-2.95	-5	-5	-5	-5	-5						2.95
6	2S+2T		2.86	x 0.04	1	-1	1	0	0						2.90
7	1F		0.55	x 0.00	0	0	1	0	0						0.55
8	ChSq1		3.00	0.00	1	0	0	0	0						3.00
9	2A		3.63	x 0.33	1	1	1	0	1						3.96
10	CCoSp4		3.50	0.58	2	1	1	2	3						4.08
11	StSq2		2.60	0.26	1	1	1	1	1						2.86
12	LSp4		2.70	0.63	2	1	2	3	3						3.33
			<b>46.66</b>												<b>45.16</b>
<b>Program Components</b>				<b>Factor</b>											
Composition				2.67	6.25	6.00	5.25	6.50	6.50					6.25	
Presentation				2.67	6.00	5.75	5.50	6.00	6.50					5.92	
Skating Skills				2.67	6.25	6.25	5.50	6.25	6.25					6.25	
<b>Judges Total Program Component Score (factored)</b>															<b>49.19</b>

<b>Deductions:</b>	Falls	-1.00 (1)	<b>-1.00</b>
--------------------	-------	-----------	--------------



# Международные соревнования по фигурному катанию Кубок Сильнейших Спортсменов



## JUDGES DETAILS PER SKATER SENIOR - WOMEN FREE SKATING

Rank	Name	Nation	Starting Number	Total Segment Score	Total Element Score	Total Program Component Score (factored)	Total Deductions									
11	Ekaterina SKULKINA		8	87.03	39.85	49.18	-2.00									
#	Executed Elements	Info	Base Value	GOE	J1	J2	J3	J4	J5	J6	J7	J8	J9	Ref.	Scores of Panel	
1	3Lz	F	5.90	-2.95	-5	-5	-5	-5	-5						2.95	
2	3F		5.30	0.71	2	1	2	1	1						6.01	
3	2A<+1Eu+3Sq	<,q	7.44	-2.15	-5	-5	-5	-5	-4						5.29	
4	FSSp3		2.60	0.43	2	2	1	1	2						3.03	
5	2A<	<	2.64	-1.15	-4	-4	-2	-5	-5						1.49	
6	ChSq1		3.00	0.17	1	2	0	0	-1						3.17	
7	3S+2T		6.16	x -0.29	0	-1	0	-1	-1						5.87	
8	3Flq+REP	F !,q	4.08	x -2.65	-5	-5	-5	-5	-5						1.43	
9	2Lo		1.87	x 0.06	0	1	1	0	0						1.93	
10	LSp4		2.70	0.27	1	1	1	2	1						2.97	
11	StSq1		1.80	0.18	1	1	1	1	0						1.98	
12	CCoSp4		3.50	0.23	0	0	1	1	1						3.73	
			<b>46.99</b>												<b>39.85</b>	
Program Components				Factor												
Composition				2.67	6.00	6.50	6.25	6.25	5.50							6.17
Presentation				2.67	5.50	6.25	5.75	6.25	5.50							5.83
Skating Skills				2.67	6.25	6.50	6.50	6.50	5.50							6.42
<b>Judges Total Program Component Score (factored)</b>															<b>49.18</b>	
<b>Deductions:</b>			Falls	-2.00 (2)											<b>-2.00</b>	

Rank	Name	Nation	Starting Number	Total Segment Score	Total Element Score	Total Program Component Score (factored)	Total Deductions									
12	Nikol DVORNIKAVA	BLR	3	69.03	31.98	42.05	-5.00									
#	Executed Elements	Info	Base Value	GOE	J1	J2	J3	J4	J5	J6	J7	J8	J9	Ref.	Scores of Panel	
1	3Lz+2A+SEQ		9.20	-1.38	-3	-3	-1	-2	-2						7.82	
2	3S<<	<<	1.30	-0.65	-5	-5	-4	-5	-5						0.65	
3	3Fq	F q	5.30	-2.65	-5	-5	-5	-5	-5						2.65	
4	FCCoSp4V		2.63	0.00	0	0	0	0	1						2.63	
5	ChSq1		3.00	0.17	0	-1	1	1	0						3.17	
6	2Lo	F	1.70	-0.85	-5	-5	-5	-5	-5						0.85	
7	2A+1T		4.07	x -0.77	-3	-4	-2	-2	-2						3.30	
8	2Lz		2.31	x -0.14	-1	-2	0	-1	0						2.17	
9	3F<+REP	F <	3.26	x -2.12	-5	-5	-5	-5	-5						1.14	
10	CCoSp4		3.50	0.47	1	1	1	2	2						3.97	
11	StSq1		1.80	0.12	2	0	0	1	1						1.92	
12	LSp2		1.90	-0.19	-1	-2	0	-1	-1						1.71	
			<b>39.97</b>												<b>31.98</b>	
Program Components				Factor												
Composition				2.67	4.75	5.50	4.75	5.75	5.25							5.17
Presentation				2.67	4.25	5.50	4.50	5.50	5.00							5.00
Skating Skills				2.67	5.50	6.00	5.25	6.00	5.25							5.58
<b>Judges Total Program Component Score (factored)</b>															<b>42.05</b>	
<b>Deductions:</b>			Falls	-4.00 (3)	Late start	-1.00										<b>-5.00</b>

### Legend:

#	Sequence number	GOE	Grade of Execution	Jx	Judges (x=1-9)	Ref.	Referee
e	Wrong edge	<	Under-rotated jump	<<	Downgraded jump		
x	Credit for highlight distribution, base value multiplied by 1.1			!	Not clear edge	REP	Jump repetition
F	Fall	q	Jump landed on the quarter				

printed: 10.12.2025 17:58

Page 6 / 6

Международные соревнования  
**Кубок Сильнейших Спортсменов**



7-12.12.2025

БЕЛАЭСИМГАРАНТ  
EXIMGARANT OF BELARUS

БЕЛГОССТРАХ

БЕЛОРУСНЕФТЬ

Белинвестбанк

