

Международные соревнования по фигурному катанию Кубок Сильнейших Спортсменов



JUDGES DETAILS PER SKATER SENIOR - WOMEN SHORT PROGRAM


| Rank | Name | Nation | Starting Number | Total Segment Score | Total Element Score | Total Program Component Score (factored) | Total Deductions | | | | | | | | | |
|--|-------------------|--------|-----------------|---------------------|---------------------|--|------------------|------|------|----|----|----|----|------|-----------------|------|
| 1 | Kseniya GUSHCHINA | | 7 | 72.33 | 39.97 | 32.36 | 0.00 | | | | | | | | | |
| # | Executed Elements | Info | Base Value | GOE | J1 | J2 | J3 | J4 | J5 | J6 | J7 | J8 | J9 | Ref. | Scores of Panel | |
| 1 | 2A | | 3.30 | 0.99 | 3 | 3 | 3 | 2 | 3 | | | | | | 4.29 | |
| 2 | 3Lz+3T | | 10.10 | 1.57 | 2 | 3 | 3 | 2 | 3 | | | | | | 11.67 | |
| 3 | CCoSp4 | | 3.50 | 0.93 | 1 | 3 | 3 | 2 | 3 | | | | | | 4.43 | |
| 4 | 3F | | 5.83 | x 1.77 | 3 | 4 | 4 | 2 | 3 | | | | | | 7.60 | |
| 5 | FCSp4 | | 3.20 | 1.07 | 2 | 4 | 4 | 3 | 3 | | | | | | 4.27 | |
| 6 | StSq3 | | 3.30 | 0.99 | 3 | 3 | 3 | 2 | 4 | | | | | | 4.29 | |
| 7 | LSp4 | | 2.70 | 0.72 | 2 | 3 | 4 | 2 | 3 | | | | | | 3.42 | |
| | | | 31.93 | | | | | | | | | | | | 39.97 | |
| Program Components | | | | Factor | | | | | | | | | | | | |
| Composition | | | | 1.33 | 8.25 | 8.75 | 8.50 | 7.25 | 8.25 | | | | | | | 8.33 |
| Presentation | | | | 1.33 | 8.00 | 8.75 | 8.25 | 7.25 | 8.25 | | | | | | | 8.17 |
| Skating Skills | | | | 1.33 | 7.75 | 8.75 | 8.00 | 6.75 | 7.75 | | | | | | | 7.83 |
| Judges Total Program Component Score (factored) | | | | | | | | | | | | | | | 32.36 | |
| Deductions: | | | | | | | | | | | | | | | 0.00 | |

| Rank | Name | Nation | Starting Number | Total Segment Score | Total Element Score | Total Program Component Score (factored) | Total Deductions | | | | | | | | | |
|--|--------------------|--------|-----------------|---------------------|---------------------|--|------------------|------|------|----|----|----|----|------|-----------------|------|
| 2 | Viktoriya SAFONOVA | BLR | 12 | 69.56 | 38.20 | 31.36 | 0.00 | | | | | | | | | |
| # | Executed Elements | Info | Base Value | GOE | J1 | J2 | J3 | J4 | J5 | J6 | J7 | J8 | J9 | Ref. | Scores of Panel | |
| 1 | 2A | | 3.30 | 1.10 | 3 | 4 | 4 | 3 | 3 | | | | | | 4.40 | |
| 2 | CCoSp4 | | 3.50 | 1.17 | 2 | 3 | 4 | 3 | 4 | | | | | | 4.67 | |
| 3 | 3Lo | | 4.90 | 1.63 | 3 | 4 | 4 | 2 | 3 | | | | | | 6.53 | |
| 4 | 3F+3T | | 10.45 | x 1.41 | 2 | 2 | 3 | 3 | 3 | | | | | | 11.86 | |
| 5 | StSq3 | | 3.30 | 0.66 | 2 | 2 | 3 | 2 | 2 | | | | | | 3.96 | |
| 6 | LSp3 | | 2.40 | 0.48 | 2 | 2 | 3 | 2 | 2 | | | | | | 2.88 | |
| 7 | FSSp4 | | 3.00 | 0.90 | 3 | 3 | 3 | 2 | 3 | | | | | | 3.90 | |
| | | | 30.85 | | | | | | | | | | | | 38.20 | |
| Program Components | | | | Factor | | | | | | | | | | | | |
| Composition | | | | 1.33 | 8.00 | 8.00 | 8.50 | 8.00 | 8.00 | | | | | | | 8.00 |
| Presentation | | | | 1.33 | 8.00 | 7.50 | 8.25 | 7.75 | 7.75 | | | | | | | 7.83 |
| Skating Skills | | | | 1.33 | 7.75 | 7.50 | 8.50 | 8.00 | 7.50 | | | | | | | 7.75 |
| Judges Total Program Component Score (factored) | | | | | | | | | | | | | | | 31.36 | |
| Deductions: | | | | | | | | | | | | | | | 0.00 | |

| Rank | Name | Nation | Starting Number | Total Segment Score | Total Element Score | Total Program Component Score (factored) | Total Deductions | | | | | | | | | |
|--|-------------------|--------|-----------------|---------------------|---------------------|--|------------------|------|------|----|----|----|----|------|-----------------|------|
| 3 | Maria ELISOVA | | 9 | 69.17 | 41.57 | 27.60 | 0.00 | | | | | | | | | |
| # | Executed Elements | Info | Base Value | GOE | J1 | J2 | J3 | J4 | J5 | J6 | J7 | J8 | J9 | Ref. | Scores of Panel | |
| 1 | 3A | | 8.00 | 0.80 | 1 | 1 | 1 | 1 | 1 | | | | | | 8.80 | |
| 2 | 3F | | 5.30 | 1.06 | 2 | 2 | 2 | 2 | 1 | | | | | | 6.36 | |
| 3 | FCSp4 | | 3.20 | 0.96 | 3 | 3 | 3 | 3 | 3 | | | | | | 4.16 | |
| 4 | 3Lz+3T | | 11.11 | x 1.18 | 2 | 2 | 2 | 2 | 1 | | | | | | 12.29 | |
| 5 | StSq2 | | 2.60 | 0.52 | 2 | 2 | 2 | 2 | 1 | | | | | | 3.12 | |
| 6 | CCoSp3 | | 3.00 | 0.60 | 2 | 2 | 2 | 2 | 3 | | | | | | 3.60 | |
| 7 | LSp4 | | 2.70 | 0.54 | 1 | 2 | 2 | 3 | 2 | | | | | | 3.24 | |
| | | | 35.91 | | | | | | | | | | | | 41.57 | |
| Program Components | | | | Factor | | | | | | | | | | | | |
| Composition | | | | 1.33 | 7.00 | 7.75 | 6.75 | 7.00 | 6.75 | | | | | | | 6.92 |
| Presentation | | | | 1.33 | 6.75 | 7.50 | 6.75 | 6.75 | 6.75 | | | | | | | 6.75 |
| Skating Skills | | | | 1.33 | 7.00 | 7.75 | 7.00 | 7.25 | 6.50 | | | | | | | 7.08 |
| Judges Total Program Component Score (factored) | | | | | | | | | | | | | | | 27.60 | |
| Deductions: | | | | | | | | | | | | | | | 0.00 | |



Международные соревнования по фигурному катанию Кубок Сильнейших Спортсменов



JUDGES DETAILS PER SKATER SENIOR - WOMEN SHORT PROGRAM


| Rank | Name | Nation | Starting Number | Total Segment Score | Total Element Score | Total Program Component Score (factored) | Total Deductions | | | | | | | | |
|--|-------------------|--------|-----------------|---------------------|---------------------|--|------------------|------|----|--------------|------|-------------|----|------|-----------------|
| 4 | Ksenia FADEEVA | | 10 | 55.74 | 29.57 | 26.17 | 0.00 | | | | | | | | |
| # | Executed Elements | Info | Base Value | GOE | J1 | J2 | J3 | J4 | J5 | J6 | J7 | J8 | J9 | Ref. | Scores of Panel |
| 1 | 3Lzq+3T< | q,< | 9.26 | -2.16 | -4 | -4 | -2 | -3 | -5 | | | | | | 7.10 |
| 2 | 2A | | 3.30 | 0.22 | 0 | 1 | 1 | 1 | 0 | | | | | | 3.52 |
| 3 | FCSp3 | | 2.80 | 0.56 | 2 | 1 | 2 | 2 | 2 | | | | | | 3.36 |
| 4 | 3F | | 5.83 | x 0.53 | 0 | 2 | 2 | 1 | 0 | | | | | | 6.36 |
| 5 | CCoSp3 | | 3.00 | 0.40 | 1 | 2 | 2 | 1 | 0 | | | | | | 3.40 |
| 6 | StSq2 | | 2.60 | 0.43 | 2 | 1 | 2 | 2 | 1 | | | | | | 3.03 |
| 7 | LSp3 | | 2.40 | 0.40 | 1 | 1 | 2 | 2 | 2 | | | | | | 2.80 |
| | | | 29.19 | | | | | | | | | | | | 29.57 |
| Program Components | | | Factor | | | | | | | | | | | | |
| Composition | | | 1.33 | 6.50 | 6.50 | 7.00 | 6.50 | 6.50 | | | 6.50 | | | | |
| Presentation | | | 1.33 | 6.25 | 6.75 | 7.25 | 6.75 | 6.50 | | | 6.67 | | | | |
| Skating Skills | | | 1.33 | 6.25 | 6.75 | 6.75 | 6.50 | 6.00 | | | 6.50 | | | | |
| Judges Total Program Component Score (factored) | | | | | | | | | | 26.17 | | | | | |
| Deductions: | | | | | | | | | | | | 0.00 | | | |

| Rank | Name | Nation | Starting Number | Total Segment Score | Total Element Score | Total Program Component Score (factored) | Total Deductions | | | | | | | | |
|--|--------------------|--------|-----------------|---------------------|---------------------|--|------------------|------|----|--------------|------|-------------|----|------|-----------------|
| 5 | Ekaterina SKULKINA | | 2 | 54.11 | 28.95 | 25.16 | 0.00 | | | | | | | | |
| # | Executed Elements | Info | Base Value | GOE | J1 | J2 | J3 | J4 | J5 | J6 | J7 | J8 | J9 | Ref. | Scores of Panel |
| 1 | 3Lz+2T | | 7.20 | 0.79 | 1 | 0 | 2 | 2 | 1 | | | | | | 7.99 |
| 2 | 2A | | 3.30 | 0.33 | 1 | 1 | 2 | 1 | 1 | | | | | | 3.63 |
| 3 | FSSp3 | | 2.60 | 0.52 | 2 | 2 | 2 | 1 | 3 | | | | | | 3.12 |
| 4 | 3S | | 4.73 | x -0.14 | 0 | -1 | 0 | -1 | 0 | | | | | | 4.59 |
| 5 | LSp4 | | 2.70 | 0.09 | 1 | 0 | 0 | 1 | -1 | | | | | | 2.79 |
| 6 | StSq2 | | 2.60 | 0.26 | 1 | 1 | 0 | 1 | 1 | | | | | | 2.86 |
| 7 | CCoSp4 | | 3.50 | 0.47 | 1 | 1 | 1 | 2 | 2 | | | | | | 3.97 |
| | | | 26.63 | | | | | | | | | | | | 28.95 |
| Program Components | | | Factor | | | | | | | | | | | | |
| Composition | | | 1.33 | 6.75 | 6.50 | 6.25 | 6.25 | 6.00 | | | 6.33 | | | | |
| Presentation | | | 1.33 | 6.25 | 6.25 | 6.00 | 6.00 | 6.00 | | | 6.08 | | | | |
| Skating Skills | | | 1.33 | 6.50 | 6.50 | 6.50 | 6.50 | 5.75 | | | 6.50 | | | | |
| Judges Total Program Component Score (factored) | | | | | | | | | | 25.16 | | | | | |
| Deductions: | | | | | | | | | | | | 0.00 | | | |

| Rank | Name | Nation | Starting Number | Total Segment Score | Total Element Score | Total Program Component Score (factored) | Total Deductions | | | | | | | | |
|--|-------------------|--------|-----------------|---------------------|---------------------|--|------------------|------|----|--------------|------|-------------|----|------|-----------------|
| 6 | Hanna KALINKA | BLR | 11 | 53.56 | 27.52 | 26.04 | 0.00 | | | | | | | | |
| # | Executed Elements | Info | Base Value | GOE | J1 | J2 | J3 | J4 | J5 | J6 | J7 | J8 | J9 | Ref. | Scores of Panel |
| 1 | 3Lz<+2T | < | 6.02 | -0.94 | -2 | -2 | -2 | -2 | -2 | | | | | | 5.08 |
| 2 | 3Sq | q | 4.30 | -0.72 | -1 | -2 | -1 | -2 | -2 | | | | | | 3.58 |
| 3 | FCSp4 | | 3.20 | 0.85 | 2 | 3 | 2 | 3 | 3 | | | | | | 4.05 |
| 4 | 2A | | 3.63 | x 0.00 | 0 | 0 | 1 | 0 | -1 | | | | | | 3.63 |
| 5 | LSp4 | | 2.70 | 0.81 | 3 | 3 | 2 | 3 | 3 | | | | | | 3.51 |
| 6 | StSq2 | | 2.60 | 0.52 | 2 | 2 | 2 | 2 | 3 | | | | | | 3.12 |
| 7 | CCoSp4 | | 3.50 | 1.05 | 3 | 3 | 2 | 3 | 4 | | | | | | 4.55 |
| | | | 25.95 | | | | | | | | | | | | 27.52 |
| Program Components | | | Factor | | | | | | | | | | | | |
| Composition | | | 1.33 | 6.75 | 6.75 | 6.75 | 6.25 | 6.50 | | | 6.67 | | | | |
| Presentation | | | 1.33 | 6.75 | 6.50 | 6.75 | 6.25 | 6.50 | | | 6.58 | | | | |
| Skating Skills | | | 1.33 | 6.50 | 6.75 | 6.50 | 6.00 | 5.75 | | | 6.33 | | | | |
| Judges Total Program Component Score (factored) | | | | | | | | | | 26.04 | | | | | |
| Deductions: | | | | | | | | | | | | 0.00 | | | |



Международные соревнования по фигурному катанию Кубок Сильнейших Спортсменов




JUDGES DETAILS PER SKATER SENIOR - WOMEN SHORT PROGRAM


| Rank | Name | Nation | Starting Number | Total Segment Score | Total Element Score | Total Program Component Score (factored) | Total Deductions | | | | | | | | |
|--|-------------------|--------|-----------------|---------------------|---------------------|--|------------------|------|----|----|----|----|----|--------------|-----------------|
| 7 | Liudmila FURSOVA | | 4 | 52.88 | 26.72 | 27.16 | -1.00 | | | | | | | | |
| # | Executed Elements | Info | Base Value | GOE | J1 | J2 | J3 | J4 | J5 | J6 | J7 | J8 | J9 | Ref. | Scores of Panel |
| 1 | 2A | | 3.30 | 0.55 | 2 | 1 | 3 | 2 | 1 | | | | | | 3.85 |
| 2 | 3Lz< | F < | 4.72 | -2.36 | -5 | -5 | -5 | -5 | -5 | | | | | | 2.36 |
| 3 | FSSp3 | | 2.60 | 0.52 | 2 | 2 | 2 | 1 | 3 | | | | | | 3.12 |
| 4 | 3F<+3T< | <,< | 8.36 | x -1.56 | -3 | -4 | -3 | -4 | -4 | | | | | | 6.80 |
| 5 | CCoSp3 | | 3.00 | 0.30 | 1 | 0 | 1 | 1 | 2 | | | | | | 3.30 |
| 6 | StSq3 | | 3.30 | 0.66 | 2 | 2 | 2 | 2 | 4 | | | | | | 3.96 |
| 7 | LSp4 | | 2.70 | 0.63 | 2 | 2 | 2 | 3 | 3 | | | | | | 3.33 |
| | | | 27.98 | | | | | | | | | | | | 26.72 |
| Program Components | | | Factor | | | | | | | | | | | | |
| Composition | | | 1.33 | 7.25 | 6.50 | 7.00 | 6.75 | 7.25 | | | | | | | 7.00 |
| Presentation | | | 1.33 | 7.00 | 6.50 | 6.50 | 6.50 | 7.50 | | | | | | | 6.67 |
| Skating Skills | | | 1.33 | 6.75 | 6.50 | 7.00 | 6.50 | 7.00 | | | | | | | 6.75 |
| Judges Total Program Component Score (factored) | | | | | | | | | | | | | | 27.16 | |
| Deductions: | | | Falls -1.00 (1) | | | | | | | | | | | -1.00 | |

| Rank | Name | Nation | Starting Number | Total Segment Score | Total Element Score | Total Program Component Score (factored) | Total Deductions | | | | | | | | |
|--|-------------------|--------|-----------------|---------------------|---------------------|--|------------------|------|----|----|----|----|----|--------------|-----------------|
| 8 | Lizaveta KASTSIUK | BLR | 6 | 50.43 | 23.95 | 26.48 | 0.00 | | | | | | | | |
| # | Executed Elements | Info | Base Value | GOE | J1 | J2 | J3 | J4 | J5 | J6 | J7 | J8 | J9 | Ref. | Scores of Panel |
| 1 | 1Lz* | * | 0.00 | 0.00 | - | - | - | - | - | | | | | | 0.00 |
| 2 | 3Lo+2T | | 6.20 | 0.65 | 2 | 1 | 1 | 1 | 2 | | | | | | 6.85 |
| 3 | CCoSp4 | | 3.50 | 0.70 | 2 | 2 | 1 | 2 | 3 | | | | | | 4.20 |
| 4 | 2A | x | 3.63 | 0.66 | 1 | 2 | 2 | 2 | 3 | | | | | | 4.29 |
| 5 | StSq1 | | 1.80 | 0.30 | 2 | 2 | 1 | 1 | 2 | | | | | | 2.10 |
| 6 | FCSp3 | | 2.80 | 0.56 | 2 | 2 | 2 | 2 | 4 | | | | | | 3.36 |
| 7 | LSp4 | | 2.70 | 0.45 | 1 | 2 | 1 | 2 | 2 | | | | | | 3.15 |
| | | | 20.63 | | | | | | | | | | | | 23.95 |
| Program Components | | | Factor | | | | | | | | | | | | |
| Composition | | | 1.33 | 6.75 | 7.25 | 6.25 | 6.75 | 6.75 | | | | | | | 6.75 |
| Presentation | | | 1.33 | 6.50 | 7.25 | 6.50 | 6.50 | 6.75 | | | | | | | 6.58 |
| Skating Skills | | | 1.33 | 6.50 | 7.25 | 6.50 | 6.75 | 6.50 | | | | | | | 6.58 |
| Judges Total Program Component Score (factored) | | | | | | | | | | | | | | 26.48 | |
| Deductions: | | | | | | | | | | | | | | 0.00 | |

| Rank | Name | Nation | Starting Number | Total Segment Score | Total Element Score | Total Program Component Score (factored) | Total Deductions | | | | | | | | |
|--|----------------------|--------|----------------------|---------------------|---------------------|--|------------------|------|----|----|----|----|----|--------------|-----------------|
| 9 | Taisia PROSKURJAKOVA | | 8 | 49.47 | 24.64 | 25.83 | -1.00 | | | | | | | | |
| # | Executed Elements | Info | Base Value | GOE | J1 | J2 | J3 | J4 | J5 | J6 | J7 | J8 | J9 | Ref. | Scores of Panel |
| 1 | 3Lzq+3T<< | q,<< | 7.20 | -2.95 | -5 | -5 | -5 | -5 | -5 | | | | | | 4.25 |
| 2 | 2A | | 3.30 | 0.44 | 2 | 1 | 2 | 0 | 1 | | | | | | 3.74 |
| 3 | CCoSp4 | | 3.50 | 0.47 | 1 | 1 | 3 | 2 | 1 | | | | | | 3.97 |
| 4 | 3Lo | x | 5.39 | -1.63 | -3 | -4 | -4 | -3 | -3 | | | | | | 3.76 |
| 5 | FCSp3 | | 2.80 | 0.56 | 2 | 2 | 2 | 2 | 2 | | | | | | 3.36 |
| 6 | StSq2 | | 2.60 | 0.26 | 1 | 1 | 2 | 1 | 1 | | | | | | 2.86 |
| 7 | LSp4 | | 2.70 | 0.00 | 0 | -1 | 1 | 2 | -1 | | | | | | 2.70 |
| | | | 27.49 | | | | | | | | | | | | 24.64 |
| Program Components | | | Factor | | | | | | | | | | | | |
| Composition | | | 1.33 | 6.75 | 7.00 | 6.50 | 6.75 | 6.50 | | | | | | | 6.67 |
| Presentation | | | 1.33 | 6.25 | 7.00 | 6.00 | 6.50 | 6.50 | | | | | | | 6.42 |
| Skating Skills | | | 1.33 | 6.50 | 6.75 | 6.25 | 6.25 | 6.00 | | | | | | | 6.33 |
| Judges Total Program Component Score (factored) | | | | | | | | | | | | | | 25.83 | |
| Deductions: | | | Time violation -1.00 | | | | | | | | | | | -1.00 | |



Международные соревнования по фигурному катанию Кубок Сильнейших Спортсменов



JUDGES DETAILS PER SKATER SENIOR - WOMEN SHORT PROGRAM


| Rank | Name | Nation | Starting Number | Total Segment Score | Total Element Score | Total Program Component Score (factored) | Total Deductions | | | | | | | | |
|--|-------------------|--------|-----------------|---------------------|---------------------|--|------------------|------|----|----|----|----|--------------|------|-----------------|
| 10 | Nikol DVORNIKAVA | BLR | 5 | 47.89 | 24.72 | 24.17 | -1.00 | | | | | | | | |
| # | Executed Elements | Info | Base Value | GOE | J1 | J2 | J3 | J4 | J5 | J6 | J7 | J8 | J9 | Ref. | Scores of Panel |
| 1 | 3Lz+2T | | 7.20 | 0.20 | 0 | 0 | 1 | 1 | 0 | | | | | | 7.40 |
| 2 | 3Fq | F q | 5.30 | -2.65 | -5 | -5 | -5 | -5 | -5 | | | | | | 2.65 |
| 3 | FSSp3 | | 2.60 | 0.26 | 1 | 1 | 0 | 1 | 2 | | | | | | 2.86 |
| 4 | 2A | | 3.63 | x 0.66 | 2 | 2 | 2 | 2 | 1 | | | | | | 4.29 |
| 5 | CCoSp4 | | 3.50 | 0.70 | 2 | 2 | 1 | 2 | 3 | | | | | | 4.20 |
| 6 | StSq1 | | 1.80 | 0.12 | 1 | 0 | 1 | 1 | 0 | | | | | | 1.92 |
| 7 | LSp1 | | 1.50 | -0.10 | -2 | -1 | -1 | 0 | 1 | | | | | | 1.40 |
| | | | 25.53 | | | | | | | | | | | | 24.72 |
| Program Components | | | Factor | | | | | | | | | | | | |
| Composition | | | 1.33 | 6.25 | 6.25 | 6.00 | 6.25 | 6.00 | | | | | 6.17 | | |
| Presentation | | | 1.33 | 5.75 | 6.00 | 5.50 | 6.00 | 6.00 | | | | | 5.92 | | |
| Skating Skills | | | 1.33 | 6.00 | 6.25 | 5.75 | 6.25 | 6.00 | | | | | 6.08 | | |
| Judges Total Program Component Score (factored) | | | | | | | | | | | | | 24.17 | | |
| Deductions: | | | Falls | -1.00 | (1) | | | | | | | | -1.00 | | |

| Rank | Name | Nation | Starting Number | Total Segment Score | Total Element Score | Total Program Component Score (factored) | Total Deductions | | | | | | | | |
|--|---------------------|--------|-----------------|---------------------|---------------------|--|------------------|------|----|----|----|----|--------------|------|-----------------|
| 11 | Aleksandra CHATKINA | | 3 | 47.76 | 23.26 | 25.50 | -1.00 | | | | | | | | |
| # | Executed Elements | Info | Base Value | GOE | J1 | J2 | J3 | J4 | J5 | J6 | J7 | J8 | J9 | Ref. | Scores of Panel |
| 1 | 3Lz | | 5.90 | -0.39 | -1 | -2 | 0 | 0 | -1 | | | | | | 5.51 |
| 2 | 2A | | 3.30 | 0.44 | 2 | 1 | 2 | 1 | 1 | | | | | | 3.74 |
| 3 | CCoSp2 | | 2.50 | 0.42 | 2 | 1 | 1 | 2 | 2 | | | | | | 2.92 |
| 4 | 3Lo+COMBO | F | 4.90 | -2.45 | -5 | -5 | -5 | -5 | -5 | | | | | | 2.45 |
| 5 | FCSp3 | | 2.80 | 0.19 | 1 | 0 | -1 | 1 | 2 | | | | | | 2.99 |
| 6 | StSq2 | | 2.60 | 0.17 | 1 | 0 | -1 | 1 | 1 | | | | | | 2.77 |
| 7 | LSp3 | | 2.40 | 0.48 | 2 | 2 | 0 | 2 | 3 | | | | | | 2.88 |
| | | | 24.40 | | | | | | | | | | | | 23.26 |
| Program Components | | | Factor | | | | | | | | | | | | |
| Composition | | | 1.33 | 6.75 | 6.25 | 6.00 | 6.25 | 6.75 | | | | | 6.42 | | |
| Presentation | | | 1.33 | 6.50 | 6.00 | 5.75 | 6.25 | 6.75 | | | | | 6.25 | | |
| Skating Skills | | | 1.33 | 6.50 | 6.50 | 6.25 | 6.50 | 6.50 | | | | | 6.50 | | |
| Judges Total Program Component Score (factored) | | | | | | | | | | | | | 25.50 | | |
| Deductions: | | | Falls | -1.00 | (1) | | | | | | | | -1.00 | | |

| Rank | Name | Nation | Starting Number | Total Segment Score | Total Element Score | Total Program Component Score (factored) | Total Deductions | | | | | | | | |
|--|-------------------|--------|-----------------|---------------------|---------------------|--|------------------|------|----|----|----|----|--------------|------|-----------------|
| 12 | Lizaveta PIKULIK | BLR | 1 | 41.03 | 17.86 | 24.17 | -1.00 | | | | | | | | |
| # | Executed Elements | Info | Base Value | GOE | J1 | J2 | J3 | J4 | J5 | J6 | J7 | J8 | J9 | Ref. | Scores of Panel |
| 1 | 2A | | 3.30 | 0.33 | 1 | 1 | 1 | 1 | 1 | | | | | | 3.63 |
| 2 | 3Lz!<+COMBO | F !,< | 4.72 | -2.36 | -5 | -5 | -5 | -5 | -5 | | | | | | 2.36 |
| 3 | CCoSp4 | | 3.50 | 0.00 | -1 | -1 | 0 | 2 | 1 | | | | | | 3.50 |
| 4 | 3Lo<< | << | 1.87 | x -0.85 | -5 | -5 | -5 | -5 | -5 | | | | | | 1.02 |
| 5 | FSSp1 | | 2.00 | 0.13 | -1 | 0 | 1 | 1 | 2 | | | | | | 2.13 |
| 6 | StSq1 | | 1.80 | 0.18 | 1 | 1 | 1 | 1 | 2 | | | | | | 1.98 |
| 7 | LSp4 | | 2.70 | 0.54 | 2 | 1 | 2 | 2 | 3 | | | | | | 3.24 |
| | | | 19.89 | | | | | | | | | | | | 17.86 |
| Program Components | | | Factor | | | | | | | | | | | | |
| Composition | | | 1.33 | 5.75 | 6.25 | 5.75 | 6.50 | 6.50 | | | | | 6.17 | | |
| Presentation | | | 1.33 | 5.50 | 6.00 | 5.50 | 6.25 | 6.50 | | | | | 5.92 | | |
| Skating Skills | | | 1.33 | 6.00 | 6.25 | 5.75 | 6.50 | 6.00 | | | | | 6.08 | | |
| Judges Total Program Component Score (factored) | | | | | | | | | | | | | 24.17 | | |
| Deductions: | | | Falls | -1.00 | (1) | | | | | | | | -1.00 | | |



Международные соревнования по фигурному катанию Кубок Сильнейших Спортсменов



JUDGES DETAILS PER SKATER SENIOR - WOMEN SHORT PROGRAM

| Legend: | | | | | | | |
|---------|---|-----|--------------------|----|-----------------|------|---------|
| # | Sequence number | GOE | Grade of Execution | Jx | Judges (x=1-9) | Ref. | Referee |
| * | Invalid element | < | Under-rotated jump | << | Downgraded jump | F | Fall |
| x | Credit for highlight distribution, base value multiplied by 1.1 | | | ! | Not clear edge | | |
| q | Jump landed on the quarter | | | | | | |

printed: 09.12.2025 17:15

Page 5 / 5

Международные соревнования
**Кубок
Сильнейших
спортсменов**



7-12.12.2025



Г.МИНСК