


Международные соревнования по фигурному катанию Кубок Сильнейших Спортсменов



JUDGES DETAILS PER SKATER JUNIOR - WOMEN FREE SKATING

Rank	Name	Nation	Starting Number	Total Segment Score	Total Element Score	Total Program Component Score (factored)	Total Deductions									
1	Kira GUDAeva		34	134.21	73.01	61.20	0.00									
#	Executed Elements	Info	Base Value	GOE	J1	J2	J3	J4	J5	J6	J7	J8	J9	Ref.	Scores of Panel	
1	2A		3.30	0.99	3	3	2	3	3						4.29	
2	3S		4.30	1.29	3	3	2	3	3						5.59	
3	3Lz		5.90	1.57	2	3	2	3	3						7.47	
4	3Lo		4.90	1.14	3	3	2	2	1						6.04	
5	LSp4		2.70	0.81	3	3	1	3	3						3.51	
6	3Lz+3T		11.11	x 1.77	3	3	2	3	3						12.88	
7	3F+2T+2A+SEQ		10.89	x 1.06	2	3	2	2	2						11.95	
8	3F+2T		7.26	x 1.24	3	3	2	2	2						8.50	
9	FSSp4		3.00	0.90	3	3	3	3	4						3.90	
10	ChSq1		3.00	1.33	3	2	3	2	3						4.33	
11	CCoSp4		3.50	1.05	3	3	3	2	4						4.55	
			59.86												73.01	
Program Components				Factor												
Composition				2.67	7.75	8.00	7.50	7.75	7.75							7.75
Presentation				2.67	7.75	7.75	7.50	7.50	7.75							7.67
Skating Skills				2.67	7.50	8.00	7.25	7.50	7.50							7.50
Judges Total Program Component Score (factored)															61.20	

Deductions:

0.00


Rank	Name	Nation	Starting Number	Total Segment Score	Total Element Score	Total Program Component Score (factored)	Total Deductions									
2	Yaroslava KNIAZEVA	BLR	33	128.55	69.80	58.75	0.00									
#	Executed Elements	Info	Base Value	GOE	J1	J2	J3	J4	J5	J6	J7	J8	J9	Ref.	Scores of Panel	
1	3Lz+2A+2A+SEQ		12.50	1.38	1	2	3	3	2						13.88	
2	3Lz+2T		7.20	1.18	2	2	2	2	2						8.38	
3	3F		5.30	0.88	1	2	2	2	1						6.18	
4	3Lo+2T		6.20	0.82	1	2	2	2	0						7.02	
5	FCCoSp4		3.50	0.70	2	2	2	2	3						4.20	
6	3Lo		5.39	x 1.14	2	2	3	3	1						6.53	
7	ChSq1		3.00	1.50	2	3	3	3	3						4.50	
8	3T		4.62	x 0.84	2	2	2	2	1						5.46	
9	3S		4.73	x 0.86	2	2	2	3	1						5.59	
10	CCoSp4		3.50	1.05	2	3	3	3	3						4.55	
11	LSp4		2.70	0.81	2	3	3	3	4						3.51	
			58.64												69.80	
Program Components				Factor												
Composition				2.67	7.00	7.75	7.50	7.75	7.50							7.58
Presentation				2.67	7.00	8.00	7.50	7.50	7.50							7.50
Skating Skills				2.67	6.25	7.00	6.75	7.00	7.00							6.92
Judges Total Program Component Score (factored)															58.75	

Deductions:

0.00



Международные соревнования по фигурному катанию Кубок Сильнейших Спортсменов



JUDGES DETAILS PER SKATER JUNIOR - WOMEN FREE SKATING

Rank	Name	Nation	Starting Number	Total Segment Score	Total Element Score	Total Program Component Score (factored)	Total Deductions
3	Varvara STAHOVICH	BLR	27	125.80	69.98	55.82	0.00

#	Executed Elements	Info	Base Value	GOE	J1	J2	J3	J4	J5	J6	J7	J8	J9	Ref.	Scores of Panel
1	3Lz+2A+2A+SEQ		12.50	1.38	2	2	2	3	3						13.88
2	3Lz+2T		7.20	1.18	2	2	2	3	1						8.38
3	3Lo		4.90	0.98	2	2	2	2	2						5.88
4	FCCoSp4		3.50	0.70	2	2	2	2	3						4.20
5	3S		4.30	0.86	3	2	2	2	2						5.16
6	ChSq1		3.00	1.00	2	2	1	2	2						4.00
7	3T		4.62	x 0.56	2	1	1	2	1						5.18
8	3F+2T		7.26	x 1.06	3	2	2	2	2						8.32
9	3F		5.83	x 1.06	2	2	2	3	2						6.89
10	CCoSp4		3.50	1.17	3	4	2	3	4						4.67
11	LSp4		2.70	0.72	2	3	2	3	4						3.42
			59.31												69.98
Program Components				Factor											
Composition				2.67	6.75	7.25	6.50	7.50	7.25						7.08
Presentation				2.67	7.00	7.00	6.75	7.25	7.25						7.08
Skating Skills				2.67	6.50	6.75	6.75	7.00	6.75						6.75
Judges Total Program Component Score (factored)															55.82

Deductions:


0.00

Rank	Name	Nation	Starting Number	Total Segment Score	Total Element Score	Total Program Component Score (factored)	Total Deductions
4	Mariya EVTUKHINA	BLR	30	124.65	67.91	56.74	0.00


#	Executed Elements	Info	Base Value	GOE	J1	J2	J3	J4	J5	J6	J7	J8	J9	Ref.	Scores of Panel
1	3Lz+2A+2A+SEQ		12.50	0.98	1	2	2	2	1						13.48
2	3Lz		5.90	1.18	2	2	2	2	2						7.08
3	3Lo+2T		6.20	0.65	1	2	2	1	1						6.85
4	FCCoSp4		3.50	0.70	2	2	2	2	3						4.20
5	3Lo		4.90	1.14	2	3	3	2	1						6.04
6	ChSq1		3.00	1.00	2	2	2	2	3						4.00
7	3F		5.83	x 0.88	1	2	2	2	1						6.71
8	3S+2T		6.16	x 0.43	1	2	1	1	1						6.59
9	3T		4.62	x 0.84	2	2	2	2	1						5.46
10	CCoSp4		3.50	0.58	1	2	1	2	3						4.08
11	LSp4		2.70	0.72	2	3	2	3	3						3.42
			58.81												67.91
Program Components				Factor											
Composition				2.67	7.25	7.75	7.25	7.50	7.25						7.33
Presentation				2.67	7.00	7.50	7.25	7.25	7.25						7.25
Skating Skills				2.67	6.25	7.00	6.75	6.75	6.50						6.67
Judges Total Program Component Score (factored)															56.74

Deductions:

0.00



Международные соревнования по фигурному катанию Кубок Сильнейших Спортсменов




JUDGES DETAILS PER SKATER JUNIOR - WOMEN FREE SKATING

Rank	Name	Nation	Starting Number	Total Segment Score	Total Element Score	Total Program Component Score (factored)	Total Deductions									
5	Polina BERSHADSKAIA		23	121.82	65.66	57.16	-1.00									
#	Executed Elements	Info	Base Value	GOE	J1	J2	J3	J4	J5	J6	J7	J8	J9	Ref.	Scores of Panel	
1	3Lz+3T		10.10	1.57	2	3	2	3	3						11.67	
2	3S		4.30	1.15	2	3	3	3	1						5.45	
3	2A		3.30	0.77	2	3	2	3	2						4.07	
4	CCoSp4		3.50	0.93	1	2	3	3	4						4.43	
5	3F!	!	5.30	0.88	1	2	1	2	2						6.18	
6	FCCoSp4		3.50	0.35	0	1	1	1	2						3.85	
7	3F! +REP	F !,<	3.26	x -2.12	-5	-5	-5	-5	-5						1.14	
8	3Lo+2T		6.82	x 0.82	2	3	1	2	1						7.64	
9	ChSq1		3.00	1.33	3	2	2	3	3						4.33	
10	3Lz+2A+2T+SEQ		11.55	x 1.57	2	3	2	3	3						13.12	
11	LSp4		2.70	1.08	4	4	2	4	5						3.78	
			57.33												65.66	
Program Components				Factor												
Composition				2.67	7.25	6.50	7.25	7.50	7.75						7.33	
Presentation				2.67	7.00	6.75	7.00	7.25	7.75						7.08	
Skating Skills				2.67	7.00	7.00	6.75	7.00	7.25						7.00	
Judges Total Program Component Score (factored)														57.16		
Deductions:				Falls	-1.00 (1)											-1.00

Rank	Name	Nation	Starting Number	Total Segment Score	Total Element Score	Total Program Component Score (factored)	Total Deductions								
6	Valeria SHARAPOVA		31	121.23	63.61	57.62	0.00								
#	Executed Elements	Info	Base Value	GOE	J1	J2	J3	J4	J5	J6	J7	J8	J9	Ref.	Scores of Panel
1	2A		3.30	0.66	2	2	2	2	0						3.96
2	3Lz		5.90	1.18	2	2	2	3	1						7.08
3	3Flq	!,q	5.30	-1.06	-2	-2	-2	-1	-3						4.24
4	3Lo		4.90	0.98	2	2	2	2	0						5.88
5	CCoSp4		3.50	1.40	3	4	4	4	4						4.90
6	ChSq1		3.00	1.17	3	2	2	2	3						4.17
7	3Lzq+3T	q	11.11	x -0.20	0	0	-1	0	-2						10.91
8	3S<+2A<+2T+SEQ	<,<	8.12	x -1.15	-3	-3	-4	-3	-4						6.97
9	3Lo+2T		6.82	x 0.65	2	2	1	1	0						7.47
10	FCCoSp4		3.50	0.93	2	3	2	3	3						4.43
11	LSp4		2.70	0.90	4	3	3	3	4						3.60
			58.15												63.61
Program Components				Factor											
Composition				2.67	7.50	7.00	7.50	7.50	6.75						7.33
Presentation				2.67	7.50	7.00	7.50	7.25	6.75						7.25
Skating Skills				2.67	7.00	6.75	7.25	7.50	6.75						7.00
Judges Total Program Component Score (factored)														57.62	
Deductions:														0.00	




Международные соревнования по фигурному катанию Кубок Сильнейших Спортсменов




JUDGES DETAILS PER SKATER JUNIOR - WOMEN FREE SKATING

Rank	Name	Nation	Starting Number	Total Segment Score	Total Element Score	Total Program Component Score (factored)	Total Deductions								
7	Sofia PASHKO		28	117.75	62.68	56.07	-1.00								
#	Executed Elements	Info	Base Value	GOE	J1	J2	J3	J4	J5	J6	J7	J8	J9	Ref.	Scores of Panel
1	3Lz		5.90	-2.16	-5	-4	-4	-3	-3						3.74
2	3Lo		4.90	0.82	2	2	0	2	1						5.72
3	3S		4.30	0.86	2	2	2	2	2						5.16
4	2A		3.30	0.99	3	3	2	3	3						4.29
5	FCCoSp4		3.50	0.70	3	2	2	2	2						4.20
6	3Lz+3T<	<	10.19	x -0.39	-1	0	-1	0	-2						9.80
7	3F+2A+2T+SEQ		10.89	x 1.06	2	2	2	2	2						11.95
8	3F+2T		7.26	x 1.06	2	2	2	2	0						8.32
9	ChSq1		3.00	1.00	3	2	2	1	2						4.00
10	CCoSp3		3.00	0.60	2	2	2	1	4						3.60
11	LSp2		1.90	0.00	0	0	0	-1	2						1.90
			58.14												62.68
Program Components				Factor											
Composition				2.67	7.25	7.25	6.75	7.25	7.00					7.17	
Presentation				2.67	6.75	6.75	6.75	7.00	7.00					6.83	
Skating Skills				2.67	6.75	7.00	7.00	7.00	7.00					7.00	
Judges Total Program Component Score (factored)											56.07				
Deductions:			Time violation	-1.00											-1.00

Rank	Name	Nation	Starting Number	Total Segment Score	Total Element Score	Total Program Component Score (factored)	Total Deductions								
8	Natalia GLOTOVA		32	115.20	58.79	57.41	-1.00								
#	Executed Elements	Info	Base Value	GOE	J1	J2	J3	J4	J5	J6	J7	J8	J9	Ref.	Scores of Panel
1	3Lz+3T<	<	9.26	-1.77	-4	-3	-3	-2	-3						7.49
2	3Fq	q	5.30	-0.18	0	0	-1	0	-1						5.12
3	3Lo<	<	3.92	-0.26	-1	-1	-2	0	0						3.66
4	2A		3.30	0.55	2	2	1	2	1						3.85
5	LSp4		2.70	0.54	2	2	2	2	3						3.24
6	ChSq1		3.00	1.33	3	2	3	3	2						4.33
7	3F+2A+2Lo+SEQ		11.33	x 1.06	2	2	2	3	2						12.39
8	3S+2T		6.16	x 0.86	3	2	2	2	1						7.02
9	FCSp4		3.20	0.43	1	1	1	2	2						3.63
10	3Lzq	q	6.49	x -0.98	-2	-2	-1	0	-2						5.51
11	CCoSp3V		2.25	0.30	0	1	1	2	3						2.55
			56.91												58.79
Program Components				Factor											
Composition				2.67	7.25	7.25	7.25	7.25	7.25					7.25	
Presentation				2.67	6.75	7.00	7.00	7.25	7.00					7.00	
Skating Skills				2.67	6.75	7.50	7.25	7.50	7.00					7.25	
Judges Total Program Component Score (factored)											57.41				
Deductions:			Time violation	-1.00											-1.00




Международные соревнования по фигурному катанию Кубок Сильнейших Спортсменов




JUDGES DETAILS PER SKATER JUNIOR - WOMEN FREE SKATING

Rank	Name	Nation	Starting Number	Total Segment Score	Total Element Score	Total Program Component Score (factored)	Total Deductions									
9	Katsiaryna TSABA	BLR	18	112.56	61.73	51.83	-1.00									
#	Executed Elements	Info	Base Value	GOE	J1	J2	J3	J4	J5	J6	J7	J8	J9	Ref.	Scores of Panel	
1	3Lz+2A+2A+SEQ		12.50	1.18	3	2	2	2	1						13.68	
2	3Lz+2T		7.20	0.98	2	2	2	1	1						8.18	
3	3Lo		4.90	0.33	1	0	1	1	0						5.23	
4	3F!<<	F !,<<	1.80	-0.90	-5	-5	-5	-5	-5						0.90	
5	CCoSp4		3.50	0.82	2	3	2	2	3						4.32	
6	ChSq1		3.00	1.00	2	2	2	2	2						4.00	
7	3S+2T		6.16	x 0.29	1	2	1	0	0						6.45	
8	3S		4.73	x 0.72	2	2	2	1	1						5.45	
9	3T		4.62	x 0.84	2	2	2	2	0						5.46	
10	FCCoSp4		3.50	1.05	3	3	2	3	3						4.55	
11	LSp4		2.70	0.81	1	4	3	3	3						3.51	
			54.61												61.73	
Program Components				Factor												
Composition				2.67	7.00	6.75	7.00	6.75	6.00							6.83
Presentation				2.67	6.50	6.50	6.75	6.50	6.00							6.50
Skating Skills				2.67	6.00	6.00	7.00	6.25	5.75							6.08
Judges Total Program Component Score (factored)															51.83	
Deductions:			Falls	-1.00	(1)										-1.00	

Rank	Name	Nation	Starting Number	Total Segment Score	Total Element Score	Total Program Component Score (factored)	Total Deductions									
10	Alexandra REDINA		29	110.61	56.57	56.04	-2.00									
#	Executed Elements	Info	Base Value	GOE	J1	J2	J3	J4	J5	J6	J7	J8	J9	Ref.	Scores of Panel	
1	3A<	F <	6.40	-3.20	-5	-5	-5	-5	-5						3.20	
2	3F		5.30	0.71	1	1	1	2	3						6.01	
3	3Lo		4.90	0.33	0	1	0	1	1						5.23	
4	3Lo+REP		3.43	-1.31	-3	-3	-2	-3	-2						2.12	
5	FSSp4		3.00	0.60	2	2	1	2	3						3.60	
6	ChSq1		3.00	1.00	2	2	2	2	3						4.00	
7	3F+2A+2Aq+SEQ	q	13.09	x -0.35	-1	0	-1	0	-2						12.74	
8	3Lz<+2T	<	6.62	x -0.63	-1	0	-2	-1	-2						5.99	
9	3S+2T		6.16	x 0.86	2	2	1	2	2						7.02	
10	CCoSp3		3.00	0.60	2	2	1	2	3						3.60	
11	LSp4		2.70	0.36	1	0	1	2	3						3.06	
			57.60												56.57	
Program Components				Factor												
Composition				2.67	7.00	6.75	7.00	7.25	7.50							7.08
Presentation				2.67	6.50	6.50	6.75	7.25	7.25							6.83
Skating Skills				2.67	6.75	7.00	7.25	7.00	7.25							7.08
Judges Total Program Component Score (factored)															56.04	
Deductions:			Time violation	-1.00		Falls									-2.00	




Международные соревнования по фигурному катанию Кубок Сильнейших Спортсменов




JUDGES DETAILS PER SKATER JUNIOR - WOMEN FREE SKATING

Rank	Name	Nation	Starting Number	Total Segment Score	Total Element Score	Total Program Component Score (factored)	Total Deductions								
11	Arina KORSHUNOVA		22	106.85	54.33	52.52	0.00								
#	Executed Elements	Info	Base Value	GOE	J1	J2	J3	J4	J5	J6	J7	J8	J9	Ref.	Scores of Panel
1	3Lo		4.90	0.49	1	1	1	0	2						5.39
2	3Lz+2T		7.20	1.18	2	2	1	2	2						8.38
3	3F!<	!,<	4.24	-0.85	-2	-2	-2	-2	-2						3.39
4	3T		4.20	0.56	1	2	1	2	0						4.76
5	CCoSp3		3.00	0.20	0	2	1	-1	1						3.20
6	ChSq1		3.00	0.67	2	2	1	1	1						3.67
7	3Lz+2A<+2A<+SEQ	<,<	12.30	x -2.16	-3	-4	-3	-4	-5						10.14
8	3Lo<+REP	<	3.02	x -0.91	-3	-2	-3	-2	-2						2.11
9	3S+2T		6.16	x 0.29	1	1	0	1	0						6.45
10	FCoSp3		3.00	0.60	1	2	2	2	3						3.60
11	LSp4		2.70	0.54	2	2	2	2	2						3.24
			53.72												54.33
Program Components				Factor											
Composition				2.67	6.50	6.50	6.75	6.75	6.75						6.67
Presentation				2.67	6.25	6.25	6.50	6.50	6.75						6.42
Skating Skills				2.67	6.50	6.75	6.75	6.50	6.25						6.58
Judges Total Program Component Score (factored)															52.52
Deductions:															0.00

Rank	Name	Nation	Starting Number	Total Segment Score	Total Element Score	Total Program Component Score (factored)	Total Deductions								
12	Iaroslava BARINOVA		24	105.64	54.02	51.62	0.00								
#	Executed Elements	Info	Base Value	GOE	J1	J2	J3	J4	J5	J6	J7	J8	J9	Ref.	Scores of Panel
1	3Lz<+3Tq	<,q	8.92	-1.73	-3	-3	-4	-4	-4						7.19
2	3Lzq	q	5.90	-0.59	-1	-1	-1	0	-1						5.31
3	CCoSp4		3.50	0.35	1	1	1	1	1						3.85
4	3Fq+2Aq+2T+SEQ	q,q	9.90	-1.59	-3	-3	-3	-3	-4						8.31
5	3F<	<	4.24	-0.85	-2	-2	-3	-2	-2						3.39
6	ChSq1		3.00	0.67	2	1	1	2	1						3.67
7	3Lo+2T		6.82	x 0.49	1	1	1	1	1						7.31
8	2A		3.63	x 0.33	1	1	1	1	1						3.96
9	FCSp4		3.20	0.32	1	1	1	1	2						3.52
10	3S		4.73	x 0.14	1	0	1	0	0						4.87
11	LSp3		2.40	0.24	1	1	1	1	2						2.64
			56.24												54.02
Program Components				Factor											
Composition				2.67	7.00	6.25	6.75	6.50	6.00						6.50
Presentation				2.67	6.50	6.25	6.75	6.25	6.25						6.33
Skating Skills				2.67	6.50	6.50	6.75	6.50	6.50						6.50
Judges Total Program Component Score (factored)															51.62
Deductions:															0.00



Международные соревнования по фигурному катанию Кубок Сильнейших Спортсменов



JUDGES DETAILS PER SKATER JUNIOR - WOMEN FREE SKATING

Rank	Name	Nation	Starting Number	Total Segment Score	Total Element Score	Total Program Component Score (factored)	Total Deductions									
13	Kseniya KLEPCHUKOVA	BLR	12	99.49	51.01	48.48	0.00									
#	Executed Elements	Info	Base Value	GOE	J1	J2	J3	J4	J5	J6	J7	J8	J9	Ref.	Scores of Panel	
1	3Fq+2A+SEQ	q	8.60	-0.18	-1	0	-1	0	0						8.42	
2	3S		4.30	0.00	0	0	0	0	0						4.30	
3	3Lz<	<	4.72	-2.05	-5	-4	-3	-5	-4						2.67	
4	3T+2T		5.50	0.28	1	1	0	1	0						5.78	
5	CCoSp4		3.50	0.58	1	2	1	2	3						4.08	
6	ChSq1		3.00	0.50	1	2	1	1	1						3.50	
7	3Fq	q	5.83	x -0.18	-1	0	-1	0	0						5.65	
8	2A		3.63	x 0.66	1	2	2	2	2						4.29	
9	2Lz+2T+2Lo		5.61	x 0.07	0	1	0	1	0						5.68	
10	FCCoSp4		3.50	0.35	0	2	-1	1	2						3.85	
11	LSp4		2.70	0.09	-1	0	0	1	1						2.79	
			50.89												51.01	
Program Components				Factor												
Composition				2.67	5.50	6.00	5.75	6.50	6.50							6.08
Presentation				2.67	5.75	6.00	5.50	6.25	6.50							6.00
Skating Skills				2.67	5.75	6.00	6.00	6.50	6.25							6.08
Judges Total Program Component Score (factored)															48.48	


Deductions:

0.00


Rank	Name	Nation	Starting Number	Total Segment Score	Total Element Score	Total Program Component Score (factored)	Total Deductions									
14	Sofiya BARYSAVA	BLR	19	97.33	48.60	48.73	0.00									
#	Executed Elements	Info	Base Value	GOE	J1	J2	J3	J4	J5	J6	J7	J8	J9	Ref.	Scores of Panel	
1	3Lo+2T		6.20	0.98	1	2	2	2	2						7.18	
2	3Lo		4.90	0.98	2	2	2	2	0						5.88	
3	3T+2Aq+SEQ	q	7.50	-2.10	-5	-4	-5	-5	-5						5.40	
4	2Lz		2.10	0.21	1	1	1	1	0						2.31	
5	3S+2T		5.60	-0.57	-2	-1	-1	-1	-2						5.03	
6	CCoSp3		3.00	0.50	2	2	-1	1	3						3.50	
7	ChSq1		3.00	0.50	1	2	0	1	1						3.50	
8	3S		4.73	x 0.29	1	1	0	1	0						5.02	
9	2A		3.63	x 0.22	1	1	1	0	0						3.85	
10	FCCoSp3		3.00	0.60	2	2	2	2	3						3.60	
11	LSp4		2.70	0.63	2	2	2	3	3						3.33	
			46.36												48.60	
Program Components				Factor												
Composition				2.67	6.25	6.00	6.25	6.25	6.25							6.25
Presentation				2.67	6.00	6.00	6.00	6.00	6.00							6.00
Skating Skills				2.67	6.00	6.00	6.50	6.00	5.75							6.00
Judges Total Program Component Score (factored)															48.73	

Deductions:

0.00




Международные соревнования по фигурному катанию Кубок Сильнейших Спортсменов




JUDGES DETAILS PER SKATER JUNIOR - WOMEN FREE SKATING

Rank	Name	Nation	Starting Number	Total Segment Score	Total Element Score	Total Program Component Score (factored)	Total Deductions								
15	Victoria SHCHUROVA		26	96.46	47.18	50.28	-1.00								
#	Executed Elements	Info	Base Value	GOE	J1	J2	J3	J4	J5	J6	J7	J8	J9	Ref.	Scores of Panel
1	3Lz+3Tq	q	10.10	-0.59	-1	-1	-1	1	-2						9.51
2	3Lo<	<	3.92	-0.78	-2	-2	-2	-2	-2						3.14
3	3F<+2T	<	5.54	-0.71	-1	-2	-2	-1	-2						4.83
4	2A		3.30	0.22	0	1	1	1	0						3.52
5	FSSp4		3.00	0.40	1	1	0	2	2						3.40
6	3Lzq+1Eu+3Sq	q,q	11.77	x -1.77	-3	-3	-3	-2	-4						10.00
7	3F<	<	4.66	x -0.71	-1	-2	-2	-1	-2						3.95
8	2A	F	3.63	x -1.65	-5	-5	-5	-5	-5						1.98
9	FCCoSp4		3.50	0.35	1	1	0	1	2						3.85
10	ChSq1		3.00	0.00	1	0	-2	1	-1						3.00
11	CCoSp		0.00	0.00	-	-	-	-	-						0.00
			52.42												47.18
Program Components				Factor											
Composition				2.67	6.25	6.25	6.25	6.75	5.75						6.25
Presentation				2.67	6.00	6.00	6.25	6.75	5.75						6.08
Skating Skills				2.67	6.50	6.50	6.50	6.75	6.25						6.50
Judges Total Program Component Score (factored)														50.28	
Deductions:			Falls	-1.00	(1)										-1.00

Rank	Name	Nation	Starting Number	Total Segment Score	Total Element Score	Total Program Component Score (factored)	Total Deductions								
16	Elizaveta NESTERENOK		20	95.44	47.95	48.49	-1.00								
#	Executed Elements	Info	Base Value	GOE	J1	J2	J3	J4	J5	J6	J7	J8	J9	Ref.	Scores of Panel
1	3Lz+2T		7.20	0.79	1	1	2	2	1						7.99
2	3F!<	!,<	4.24	-1.27	-3	-3	-2	-4	-3						2.97
3	3Lzq	q	5.90	-0.79	-1	-1	-1	-2	-2						5.11
4	FCCSp4		3.20	0.75	2	2	2	3	3						3.95
5	3S<	F <	3.44	-1.72	-5	-5	-5	-5	-5						1.72
6	3Lo+2A+1A+SEQ		10.23	x 0.33	1	2	1	0	0						10.56
7	CCoSp3		3.00	0.50	0	1	2	2	2						3.50
8	LSp3		2.40	0.72	2	4	2	3	4						3.12
9	ChSq1		3.00	0.00	0	1	0	0	0						3.00
10	3Lo<<	<<	1.87	x -0.57	-3	-3	-4	-3	-4						1.30
11	2A+2T		5.06	x -0.33	-1	-1	-1	-1	-1						4.73
			49.54												47.95
Program Components				Factor											
Composition				2.67	5.75	6.00	6.50	6.25	6.00						6.08
Presentation				2.67	5.50	5.75	6.50	6.00	5.75						5.83
Skating Skills				2.67	6.00	6.00	6.75	6.50	6.25						6.25
Judges Total Program Component Score (factored)														48.49	
Deductions:			Falls	-1.00	(1)										-1.00



Международные соревнования по фигурному катанию Кубок Сильнейших Спортсменов




JUDGES DETAILS PER SKATER JUNIOR - WOMEN FREE SKATING

Rank	Name	Nation	Starting Number	Total Segment Score	Total Element Score	Total Program Component Score (factored)	Total Deductions									
17	Alena BOLDYREVA		21	95.28	46.89	49.39	-1.00									
#	Executed Elements	Info	Base Value	GOE	J1	J2	J3	J4	J5	J6	J7	J8	J9	Ref.	Scores of Panel	
1	4T<<	<<	4.20	-1.96	-4	-5	-5	-5	-4						2.24	
2	4Tq+1T	q	9.90	-4.12	-4	-5	-5	-3	-4						5.78	
3	3Fe	e	4.24	-0.85	-2	-2	-2	-1	-2						3.39	
4	3S		4.30	0.29	2	1	1	0	0						4.59	
5	FCSp4		3.20	0.75	2	3	1	2	3						3.95	
6	CCoSp4		3.50	0.93	2	3	1	3	3						4.43	
7	3Lz<	F <	5.19	x -2.36	-5	-5	-5	-5	-5						2.83	
8	3Lz+COMBO+1Eu*+2S*	*,*	6.49	x -2.36	-4	-2	-4	-5	-4						4.13	
9	3Loq+2A+2A*+SEQ	q,*	9.02	x -0.98	-1	-2	-2	-2	-2						8.04	
10	ChSq1		3.00	1.00	2	2	2	2	2						4.00	
11	LSp4		2.70	0.81	3	3	3	3	4						3.51	
			55.74												46.89	
Program Components				Factor												
Composition				2.67	5.50	5.75	6.50	6.00	6.50						6.08	
Presentation				2.67	5.75	5.75	6.25	6.00	6.50						6.00	
Skating Skills				2.67	6.25	6.00	6.75	6.50	6.50						6.42	
Judges Total Program Component Score (factored)															49.39	
Deductions:			Falls	-1.00	(1)											-1.00

Rank	Name	Nation	Starting Number	Total Segment Score	Total Element Score	Total Program Component Score (factored)	Total Deductions									
18	Dana TITOVA		17	94.75	46.81	48.94	-1.00									
#	Executed Elements	Info	Base Value	GOE	J1	J2	J3	J4	J5	J6	J7	J8	J9	Ref.	Scores of Panel	
1	2A		3.30	0.55	2	2	1	2	1						3.85	
2	2Lz+2T		3.40	0.00	0	0	0	0	0						3.40	
3	3Lo+1A+2Lo+SEQ		7.70	0.16	1	1	0	0	0						7.86	
4	3S		4.30	0.29	1	1	0	0	1						4.59	
5	FSSp3		2.60	0.52	2	2	2	2	3						3.12	
6	2Fe	e	1.58	x -0.43	-3	-3	-3	-3	-2						1.15	
7	3Lz+2T		7.92	x -1.18	-2	-1	-2	-2	-2						6.74	
8	3Lo		5.39	x 0.49	1	1	1	0	2						5.88	
9	ChSq1		3.00	1.17	2	3	3	2	2						4.17	
10	CCoSp4		3.50	0.23	1	2	1	0	0						3.73	
11	LSp3		2.40	-0.08	0	-1	0	-1	1						2.32	
			45.09												46.81	
Program Components				Factor												
Composition				2.67	6.00	6.25	6.50	6.00	6.00						6.08	
Presentation				2.67	5.75	6.00	6.25	6.00	6.00						6.00	
Skating Skills				2.67	6.25	6.00	6.25	6.25	6.25						6.25	
Judges Total Program Component Score (factored)															48.94	
Deductions:			Time violation	-1.00												-1.00



Международные соревнования по фигурному катанию Кубок Сильнейших Спортсменов




JUDGES DETAILS PER SKATER JUNIOR - WOMEN FREE SKATING

Rank	Name	Nation	Starting Number	Total Segment Score	Total Element Score	Total Program Component Score (factored)	Total Deductions									
19	Valeryia SHEDZKO	BLR	13	91.29	45.65	45.64	0.00									
#	Executed Elements	Info	Base Value	GOE	J1	J2	J3	J4	J5	J6	J7	J8	J9	Ref.	Scores of Panel	
1	3Lz+2T		7.20	0.20	0	0	1	1	0						7.40	
2	3S+2A+SEQ		7.60	0.57	1	1	1	2	2						8.17	
3	2F		1.80	0.06	1	0	0	1	0						1.86	
4	3Loq	q	4.90	-1.63	-3	-4	-3	-3	-4						3.27	
5	CSp4		2.60	0.26	1	1	1	1	2						2.86	
6	ChSq1		3.00	0.17	1	1	0	0	0						3.17	
7	3Lz		6.49	x 0.59	1	1	2	1	0						7.08	
8	FSSp3		2.60	0.52	2	2	1	2	2						3.12	
9	3Lo<<+REP	<<	1.31	x -0.85	-5	-5	-5	-5	-5						0.46	
10	3Tq	q	4.62	x -0.56	-1	0	-2	-1	-2						4.06	
11	CCoSp4		3.50	0.70	2	2	1	2	2						4.20	
			45.62												45.65	
Program Components				Factor												
Composition				2.67	5.50	5.25	6.25	6.25	5.00							5.67
Presentation				2.67	5.25	5.00	6.00	6.00	5.25							5.50
Skating Skills				2.67	5.75	5.50	6.00	6.25	6.00							5.92
Judges Total Program Component Score (factored)															45.64	


Deductions:

0.00

Rank	Name	Nation	Starting Number	Total Segment Score	Total Element Score	Total Program Component Score (factored)	Total Deductions									
20	Veronika POPOVA		16	91.05	49.11	44.94	-3.00									
#	Executed Elements	Info	Base Value	GOE	J1	J2	J3	J4	J5	J6	J7	J8	J9	Ref.	Scores of Panel	
1	3Lz	F	5.90	-2.95	-5	-5	-5	-5	-5						2.95	
2	3Flq+3T	!,q	9.50	-1.06	-2	-2	-3	-2	-2						8.44	
3	3Loq	q	4.90	-0.49	-1	0	-1	-1	-2						4.41	
4	3S+2T		5.60	0.43	1	1	1	1	1						6.03	
5	FCSp4		3.20	0.64	2	2	1	2	3						3.84	
6	3Lz<+REP	F <	3.63	x -2.36	-5	-5	-5	-5	-5						1.27	
7	3F!<	F !,<	4.66	x -2.12	-5	-5	-5	-5	-4						2.54	
8	2A+2A+2T+SEQ		8.69	x 0.00	1	0	0	-1	0						8.69	
9	ChSq1		3.00	0.50	1	1	1	0	1						3.50	
10	CCoSp4		3.50	0.70	2	2	1	2	2						4.20	
11	LSp4		2.70	0.54	2	2	1	2	3						3.24	
			55.28												49.11	
Program Components				Factor												
Composition				2.67	5.25	5.50	5.75	5.75	5.25							5.50
Presentation				2.67	5.00	5.50	5.50	5.50	5.00							5.33
Skating Skills				2.67	5.75	6.00	6.25	6.25	5.25							6.00
Judges Total Program Component Score (factored)															44.94	
Deductions:			Falls	-3.00 (3)											-3.00	




Международные соревнования по фигурному катанию Кубок Сильнейших Спортсменов




JUDGES DETAILS PER SKATER JUNIOR - WOMEN FREE SKATING

Rank	Name	Nation	Starting Number	Total Segment Score	Total Element Score	Total Program Component Score (factored)	Total Deductions									
21	Margarita KACHANOVA		25	90.52	39.78	52.74	-2.00									
#	Executed Elements	Info	Base Value	GOE	J1	J2	J3	J4	J5	J6	J7	J8	J9	Ref.	Scores of Panel	
1	3F		5.30	1.24	2	2	3	3	2						6.54	
2	3Lz<	F <	4.72	-2.36	-5	-5	-5	-5	-5						2.36	
3	3Lo		4.90	0.82	2	2	1	2	0						5.72	
4	2A		3.30	0.33	1	1	1	1	0						3.63	
5	FSSp4		3.00	0.60	2	2	2	2	4						3.60	
6	ChSq1		3.00	1.00	2	2	1	2	3						4.00	
7	3F!<+REP	F !,<	3.26	x -2.12	-5	-5	-5	-5	-5						1.14	
8	3Lzq+REP	q	4.54	x -1.97	-4	-3	-4	-3	-3						2.57	
9	3S		4.73	x -1.00	-3	-2	-3	-1	-2						3.73	
10	CCoSp4V		2.63	0.62	3	2	2	2	3						3.25	
11	LSp4		2.70	0.54	2	2	1	2	3						3.24	
			42.08												39.78	
Program Components			Factor													
Composition			2.67	6.50	6.25	6.50	6.75	6.50								6.50
Presentation			2.67	6.00	6.50	6.50	6.75	6.75								6.58
Skating Skills			2.67	6.50	6.75	6.75	7.00	6.50								6.67
Judges Total Program Component Score (factored)															52.74	
Deductions:			Falls	-2.00	(2)										-2.00	

Rank	Name	Nation	Starting Number	Total Segment Score	Total Element Score	Total Program Component Score (factored)	Total Deductions									
22	Aryna TRYPUSSEN	BLR	14	90.01	47.07	42.94	0.00									
#	Executed Elements	Info	Base Value	GOE	J1	J2	J3	J4	J5	J6	J7	J8	J9	Ref.	Scores of Panel	
1	3Lz		5.90	-0.59	-1	0	-1	-1	-1						5.31	
2	3Lz+2Aq+1A+SEQ	q	10.30	-1.18	-2	-2	-3	-2	-2						9.12	
3	3F!	!	5.30	-1.59	-4	-3	-3	-3	-3						3.71	
4	3T		4.20	0.00	0	0	0	0	1						4.20	
5	FSSp3		2.60	0.26	1	1	0	1	1						2.86	
6	CCoSp4		3.50	0.12	1	0	0	0	2						3.62	
7	ChSq1		3.00	0.50	1	1	1	1	0						3.50	
8	3S+2T<<	<<	5.17	x -2.15	-5	-4	-5	-5	-5						3.02	
9	2A+2T		5.06	x 0.00	0	0	0	0	0						5.06	
10	3S		4.73	x -0.57	-2	-1	-1	-1	-2						4.16	
11	CSp4		2.60	-0.09	1	-1	-1	-1	2						2.51	
			52.36												47.07	
Program Components			Factor													
Composition			2.67	5.00	5.00	5.50	5.25	5.50								5.25
Presentation			2.67	4.75	5.00	5.50	5.25	5.50								5.25
Skating Skills			2.67	5.50	5.25	6.00	5.50	5.75								5.58
Judges Total Program Component Score (factored)															42.94	
Deductions:															0.00	



Международные соревнования по фигурному катанию Кубок Сильнейших Спортсменов



JUDGES DETAILS PER SKATER JUNIOR - WOMEN FREE SKATING

Rank	Name	Nation	Starting Number	Total Segment Score	Total Element Score	Total Program Component Score (factored)	Total Deductions
23	Alisa MITKALIOVA	BLR	9	86.26	44.45	41.81	0.00

#	Executed Elements	Info	Base Value	GOE	J1	J2	J3	J4	J5	J6	J7	J8	J9	Ref.	Scores of Panel
1	3Fq	q	5.30	-2.65	-5	-5	-5	-5	-5						2.65
2	3Lz		5.90	-0.39	0	0	-1	-1	-1						5.51
3	2A+2A+SEQ		6.60	0.33	1	1	1	0	1						6.93
4	FSSp4		3.00	0.30	1	1	1	1	3						3.30
5	3S+2T		5.60	0.29	1	1	1	0	0						5.89
6	3S		4.73	x 0.72	2	2	2	0	1						5.45
7	ChSq1		3.00	0.00	1	0	-1	-1	1						3.00
8	FCCoSp3		3.00	0.10	0	1	0	0	1						3.10
9	2F+2T		3.41	x 0.00	0	0	0	-1	0						3.41
10	2Lz		2.31	x 0.00	1	0	0	0	-1						2.31
11	CCoSp3		3.00	-0.10	0	-1	-1	0	0						2.90
			45.85												44.45
Program Components				Factor											
Composition				2.67	5.50	5.25	5.25	5.50	5.25						5.33
Presentation				2.67	5.25	5.00	5.50	5.50	4.75						5.25
Skating Skills				2.67	5.25	4.75	5.50	5.25	4.75						5.08
Judges Total Program Component Score (factored)															41.81

Deductions:

0.00

Rank	Name	Nation	Starting Number	Total Segment Score	Total Element Score	Total Program Component Score (factored)	Total Deductions
24	Yeva ZHUKOVSKAYA	BLR	10	84.02	41.53	44.49	-2.00

#	Executed Elements	Info	Base Value	GOE	J1	J2	J3	J4	J5	J6	J7	J8	J9	Ref.	Scores of Panel
1	3Lz		5.90	0.79	0	2	2	0	3						6.69
2	2F+2T		3.10	0.24	2	1	1	2	1						3.34
3	3S		4.30	0.29	1	2	1	0	0						4.59
4	3Loq	q	4.90	-1.80	-3	-4	-4	-3	-4						3.10
5	CCoSp2		2.50	0.00	-1	0	1	0	0						2.50
6	1Lz		0.66	x -0.30	-5	-5	-5	-5	-5						0.36
7	3T+2A+2A+SEQ	F	11.88	x -2.10	-5	-5	-5	-5	-5						9.78
8	3T	F	4.62	x -2.10	-5	-5	-5	-5	-5						2.52
9	ChSq1		3.00	0.50	1	2	1	1	1						3.50
10	FCCoSp2		2.50	0.33	1	2	1	0	2						2.83
11	LSp3		2.40	-0.08	-1	0	0	-1	1						2.32
			45.76												41.53
Program Components				Factor											
Composition				2.67	4.75	5.75	5.50	5.75	5.25						5.50
Presentation				2.67	5.25	5.50	5.25	5.75	5.25						5.33
Skating Skills				2.67	5.50	6.00	5.75	6.25	5.75						5.83
Judges Total Program Component Score (factored)															44.49


Deductions: Falls

-2.00 (2)

-2.00



Международные соревнования по фигурному катанию Кубок Сильнейших Спортсменов



JUDGES DETAILS PER SKATER JUNIOR - WOMEN FREE SKATING

Rank	Name	Nation	Starting Number	Total Segment Score	Total Element Score	Total Program Component Score (factored)	Total Deductions								
25	Palina BAH DANOVICH	BLR	8	81.27	37.21	44.06	0.00								
#	Executed Elements	Info	Base Value	GOE	J1	J2	J3	J4	J5	J6	J7	J8	J9	Ref.	Scores of Panel
1	3Lo<<	<<	1.70	-0.85	-5	-5	-5	-5	-4						0.85
2	3S+2T		5.60	-0.57	-2	-1	-2	-1	-1						5.03
3	FSSp4		3.00	0.30	1	1	0	1	3						3.30
4	3S		4.30	-0.86	-2	-1	-2	-2	-2						3.44
5	2A		3.30	0.11	1	0	0	0	1						3.41
6	2Lz+1Eu+2F		4.84	x 0.07	0	1	0	1	0						4.91
7	2Lz+2T		3.74	x 0.07	1	1	0	0	0						3.81
8	CCoSp4		3.50	0.47	2	1	1	1	3						3.97
9	2F		1.98	x 0.12	1	1	0	1	0						2.10
10	ChSq1		3.00	0.33	2	1	0	0	1						3.33
11	LSp4		2.70	0.36	1	2	0	1	3						3.06
			37.66												37.21
Program Components				Factor											
Composition				2.67	5.75	5.50	5.25	5.50	5.25						5.42
Presentation				2.67	5.50	5.50	5.00	5.50	5.50						5.50
Skating Skills				2.67	5.25	5.50	5.50	5.75	5.75						5.58
Judges Total Program Component Score (factored)															44.06


Deductions:

0.00

Rank	Name	Nation	Starting Number	Total Segment Score	Total Element Score	Total Program Component Score (factored)	Total Deductions								
26	Olesya CHUMAKOVA	BLR	11	79.21	39.28	40.93	-1.00								
#	Executed Elements	Info	Base Value	GOE	J1	J2	J3	J4	J5	J6	J7	J8	J9	Ref.	Scores of Panel
1	3S+2A+1A+SEQ		8.70	0.29	1	1	0	1	0						8.99
2	3T		4.20	0.42	1	1	0	1	1						4.62
3	3S		4.30	-1.15	-3	-2	-2	-3	-3						3.15
4	2Aq	F q	3.30	-1.65	-5	-5	-5	-5	-5						1.65
5	FSSp2		2.30	0.15	1	1	0	-1	1						2.45
6	CCoSp3		3.00	0.00	0	0	0	0	2						3.00
7	2F+2T		3.41	x 0.06	1	0	0	1	0						3.47
8	2Lz+2T		3.74	x 0.14	1	0	0	1	1						3.88
9	2F		1.98	x 0.06	1	0	0	1	0						2.04
10	ChSq1		3.00	0.17	1	1	0	0	0						3.17
11	CSp4		2.60	0.26	2	1	0	1	1						2.86
			40.53												39.28
Program Components				Factor											
Composition				2.67	4.75	5.00	5.25	5.50	4.50						5.00
Presentation				2.67	5.00	4.75	5.25	5.25	4.25						5.00
Skating Skills				2.67	5.50	5.00	5.50	5.50	4.50						5.33
Judges Total Program Component Score (factored)															40.93
Deductions:			Falls	-1.00 (1)											-1.00




Международные соревнования по фигурному катанию Кубок Сильнейших Спортсменов




JUDGES DETAILS PER SKATER JUNIOR - WOMEN FREE SKATING

Rank	Name	Nation	Starting Number	Total Segment Score	Total Element Score	Total Program Component Score (factored)	Total Deductions									
27	Varvara MAKAREVICH	BLR	7	77.24	37.31	40.93	-1.00									
#	Executed Elements	Info	Base Value	GOE	J1	J2	J3	J4	J5	J6	J7	J8	J9	Ref.	Scores of Panel	
1	2A+2T		4.60	0.11	0	1	1	0	0						4.71	
2	3S<	F <	3.44	-1.72	-5	-5	-5	-5	-5						1.72	
3	2A		3.30	0.00	0	0	0	0	-1					3.30		
4	FSSp4		3.00	0.60	1	2	2	2	2					3.60		
5	2F+2Lo+2T		4.80	0.06	1	1	0	0	0					4.86		
6	CCoSp4		3.50	0.47	1	2	1	1	2					3.97		
7	2Lz+2Lo		4.18	x 0.07	1	1	0	0	0					4.25		
8	2Lz		2.31	x 0.07	1	1	0	0	-1					2.38		
9	ChSq1		3.00	0.33	1	1	0	0	1					3.33		
10	2F		1.98	x 0.06	1	1	0	0	0					2.04		
11	LSp4		2.70	0.45	2	2	1	1	3					3.15		
			36.81												37.31	
Program Components				Factor												
Composition				2.67	5.25	5.50	5.00	5.50	4.75						5.25	
Presentation				2.67	5.00	5.25	4.75	5.25	4.75						5.00	
Skating Skills				2.67	5.00	5.25	5.00	5.25	5.00						5.08	
Judges Total Program Component Score (factored)															40.93	
Deductions:			Falls	-1.00	(1)											-1.00

Rank	Name	Nation	Starting Number	Total Segment Score	Total Element Score	Total Program Component Score (factored)	Total Deductions									
28	Darina ABRAMOVA		15	66.91	27.52	41.39	-2.00									
#	Executed Elements	Info	Base Value	GOE	J1	J2	J3	J4	J5	J6	J7	J8	J9	Ref.	Scores of Panel	
1	3Lz+2Aq+2T+SEQ	q	10.50	-1.18	-2	-2	-1	-2	-3						9.32	
2	LSp3		2.40	0.24	1	1	1	0	2						2.64	
3	Lo	F	0.00	0.00	-	-	-	-	-						0.00	
4	2A		3.30	-1.10	-3	-4	-5	-3	-3						2.20	
5	3F<<	F <<	1.80	-0.90	-5	-5	-5	-5	-5						0.90	
6	2Lz		2.31	x 0.00	2	0	0	0	-1						2.31	
7	FCSp1		1.90	0.06	1	0	0	0	1						1.96	
8	2F+2T		3.41	x 0.00	1	-1	0	0	0						3.41	
9	ChSq1		3.00	0.17	1	1	0	0	0						3.17	
10	CCoSp		0.00	0.00	-	-	-	-	-						0.00	
11	2Lz		2.31	x -0.70	-3	-4	-3	-3	-4						1.61	
			30.93												27.52	
Program Components				Factor												
Composition				2.67	5.00	5.25	4.75	5.50	4.75						5.00	
Presentation				2.67	4.50	5.25	4.75	5.50	4.75						4.92	
Skating Skills				2.67	5.75	6.00	5.25	5.75	5.25						5.58	
Judges Total Program Component Score (factored)															41.39	
Deductions:			Falls	-2.00	(2)											-2.00



Международные соревнования по фигурному катанию Кубок Сильнейших Спортсменов



JUDGES DETAILS PER SKATER JUNIOR - WOMEN FREE SKATING

Rank	Name	Nation	Starting Number	Total Segment Score	Total Element Score	Total Program Component Score (factored)	Total Deductions
29	Sofia PETROVA		4	66.25	30.44	35.81	0.00

#	Executed Elements	Info	Base Value	GOE	J1	J2	J3	J4	J5	J6	J7	J8	J9	Ref.	Scores of Panel
1	2A+1Eu+2S		5.10	0.00	1	0	0	0	0						5.10
2	3Lz<<+2T	<<	3.40	-0.63	-3	-3	-4	-3	-3						2.77
3	3S<	<	3.44	-0.69	-2	-2	-2	-2	-2						2.75
4	2F!q	!,q	1.80	-0.90	-5	-5	-5	-5	-5						0.90
5	2F+2T		3.10	0.00	1	0	0	0	0						3.10
6	FCCoSp3		3.00	0.00	0	0	0	0	0						3.00
7	2Lz		2.31	x 0.00	0	0	0	0	0						2.31
8	2Lz		2.31	x 0.00	0	0	0	0	0						2.31
9	ChSq1		3.00	0.00	1	0	0	0	0						3.00
10	CCoSp3		3.00	-0.20	0	-1	-1	-1	1						2.80
11	LSp3		2.40	0.00	0	-1	0	0	2						2.40
			32.86												30.44
Program Components				Factor											
Composition				2.67	5.00	4.50	4.25	4.75	4.00						4.50
Presentation				2.67	4.75	4.25	4.25	4.50	4.00						4.33
Skating Skills				2.67	5.00	4.50	4.50	4.75	4.50						4.58
Judges Total Program Component Score (factored)															35.81

Deductions:


0.00

Rank	Name	Nation	Starting Number	Total Segment Score	Total Element Score	Total Program Component Score (factored)	Total Deductions
30	Daria EFIMOVA		5	65.37	28.87	36.50	0.00


#	Executed Elements	Info	Base Value	GOE	J1	J2	J3	J4	J5	J6	J7	J8	J9	Ref.	Scores of Panel
1	2A+2T		4.60	0.22	1	1	0	0	1						4.82
2	2Lz<<	<<	0.60	-0.30	-5	-5	-5	-5	-5						0.30
3	2F+2A<+1A+SEQ	<	5.54	-0.70	-3	-2	-3	-3	-2						4.84
4	2Lo		1.70	0.00	0	0	0	0	0						1.70
5	FSSp3		2.60	-0.09	-1	0	-3	0	2						2.51
6	ChSq1		3.00	-0.17	0	-1	-1	0	1						2.83
7	2Lz+2T		3.74	x 0.00	1	0	0	0	0						3.74
8	2F		1.98	x 0.06	1	0	0	0	1						2.04
9	2S		1.43	x 0.00	1	0	0	0	0						1.43
10	CCoSp3		3.00	-0.50	-2	-2	-1	-2	0						2.50
11	LSp3		2.40	-0.24	-1	-1	-1	-1	1						2.16
			30.59												28.87
Program Components				Factor											
Composition				2.67	4.25	4.50	4.50	4.75	4.75						4.58
Presentation				2.67	4.00	4.25	4.25	4.75	5.00						4.42
Skating Skills				2.67	4.25	4.50	4.75	4.75	4.75						4.67
Judges Total Program Component Score (factored)															36.50

Deductions:

0.00



Международные соревнования по фигурному катанию Кубок Сильнейших Спортсменов



JUDGES DETAILS PER SKATER JUNIOR - WOMEN FREE SKATING

Rank	Name	Nation	Starting Number	Total Segment Score	Total Element Score	Total Program Component Score (factored)	Total Deductions								
31	Polina KARPOVA		6	63.69	25.18	38.51	0.00								
#	Executed Elements	Info	Base Value	GOE	J1	J2	J3	J4	J5	J6	J7	J8	J9	Ref.	Scores of Panel
1	3F!<<+2T	!,<<	3.10	-0.90	-5	-5	-5	-5	-5						2.20
2	3Lz<<+1T	<<	2.50	-1.05	-5	-5	-5	-5	-5						1.45
3	CCoSp4		3.50	-0.12	-1	0	0	-1	1						3.38
4	ChSq1		3.00	0.17	1	0	0	0	1						3.17
5	FCoSp4		3.50	-0.35	-1	0	-1	-2	-1						3.15
6	2A<	<	2.64	-1.06	-4	-5	-3	-5	-3						1.58
7	3S<<	<<	1.30	-0.65	-5	-5	-5	-5	-5						0.65
8	2Lz+2Lo+2A<<+SEQ	<<	5.39	x -1.05	-5	-5	-5	-5	-5						4.34
9	2Lz		2.31	x 0.00	1	-1	0	0	0						2.31
10	2F!	!	1.98	x -0.18	-1	-1	-1	-1	-1						1.80
11	LSp1		1.50	-0.35	-3	-2	-4	-2	1						1.15
			30.72												25.18
Program Components				Factor											
Composition				2.67	5.00	4.75	4.00	5.25	4.75						4.83
Presentation				2.67	4.50	4.50	3.75	5.00	5.00						4.67
Skating Skills				2.67	5.00	5.00	4.50	5.50	4.75						4.92
Judges Total Program Component Score (factored)															38.51


Deductions:

0.00


Rank	Name	Nation	Starting Number	Total Segment Score	Total Element Score	Total Program Component Score (factored)	Total Deductions								
32	Alena AGAPITOVA		3	58.50	26.01	32.49	0.00								
#	Executed Elements	Info	Base Value	GOE	J1	J2	J3	J4	J5	J6	J7	J8	J9	Ref.	Scores of Panel
1	2A<<	<<	1.10	-0.40	-4	-4	-4	-3	-3						0.70
2	2Lz+2T+1A+SEQ		4.50	0.00	-1	0	0	0	0						4.50
3	2S+2T		2.60	0.00	0	0	0	-1	0						2.60
4	2Lz		2.10	0.00	0	0	0	0	1						2.10
5	ChSq1		3.00	0.00	0	-1	0	0	0						3.00
6	2Lo	x	1.87	x 0.00	0	0	0	0	0						1.87
7	FSSp3		2.60	0.00	0	0	0	0	2						2.60
8	2F	x	1.98	x -0.36	-2	-2	-2	-2	-2						1.62
9	CCoSp4		3.50	-0.23	0	-1	-1	-2	0						3.27
10	2S	x	1.43	x 0.00	0	0	0	-1	0						1.43
11	LSp3		2.40	-0.08	0	-1	-1	0	1						2.32
			27.08												26.01
Program Components				Factor											
Composition				2.67	4.00	4.00	4.25	4.50	3.75						4.08
Presentation				2.67	3.75	3.75	4.00	4.25	4.00						3.92
Skating Skills				2.67	4.00	4.00	4.50	4.50	4.00						4.17
Judges Total Program Component Score (factored)															32.49

Deductions:

0.00



Международные соревнования по фигурному катанию Кубок Сильнейших Спортсменов



JUDGES DETAILS PER SKATER JUNIOR - WOMEN FREE SKATING

Rank	Name	Nation	Starting Number	Total Segment Score	Total Element Score	Total Program Component Score (factored)	Total Deductions								
33	Darina YUGAROVA		1	54.20	21.50	32.70	0.00								
#	Executed Elements	Info	Base Value	GOE	J1	J2	J3	J4	J5	J6	J7	J8	J9	Ref.	Scores of Panel
1	2S		1.30	0.00	1	0	0	0	0						1.30
2	2A<<	<<	1.10	-0.55	-5	-5	-5	-5	-4						0.55
3	2Lz+2Lo<	<	3.46	-0.49	-2	-3	-2	-3	-2						2.97
4	CCoSp4		3.50	0.00	0	0	0	0	0						3.50
5	ChSq1		3.00	0.17	1	0	1	0	0						3.17
6	2A<<	<<	1.10	-0.44	-4	-4	-4	-4	-4						0.66
7	LSp2		1.90	0.06	1	0	0	0	1						1.96
8	2Lz+2T<<	<<	2.75	x -0.84	-3	-4	-4	-5	-4						1.91
9	2F!+2T<<	!,<<	2.42	x -0.90	-5	-5	-5	-5	-5						1.52
10	2F!	!	1.98	x -0.24	-1	-2	-1	-4	-1						1.74
11	FSSp2		2.30	-0.08	0	0	-1	0	-1						2.22
			24.81												21.50
Program Components				Factor											
Composition				2.67	4.50	4.00	4.00	4.25	3.50					4.08	
Presentation				2.67	4.25	4.00	4.00	4.00	3.50					4.00	
Skating Skills				2.67	4.50	3.75	4.25	4.50	3.75					4.17	
Judges Total Program Component Score (factored)											32.70				

Deductions:

0.00

Rank	Name	Nation	Starting Number	Total Segment Score	Total Element Score	Total Program Component Score (factored)	Total Deductions								
34	Anastasia ANDREEVA		2	39.97	16.97	26.00	-3.00								
#	Executed Elements	Info	Base Value	GOE	J1	J2	J3	J4	J5	J6	J7	J8	J9	Ref.	Scores of Panel
1	2Aq	q	3.30	-0.88	-2	-3	-3	-3	-2						2.42
2	2Lz!+2T<<	!,<<	2.50	-1.05	-4	-5	-5	-5	-5						1.45
3	CCoSp1		2.00	-0.33	-1	-2	-2	-2	0						1.67
4	2S		1.30	0.00	0	0	0	0	0						1.30
5	ChSq1		3.00	-0.33	0	-1	-1	-1	0						2.67
6	2A	F	3.30	-1.65	-5	-5	-5	-5	-5						1.65
7	2Lz	F	2.31	x -1.05	-5	-5	-5	-5	-5						1.26
8	2Lo<	F	1.50	x -0.68	-5	-5	-5	-5	-5						0.82
9	2S+1Eu<<+2F<<	<<,<<	1.98	x -0.65	-5	-5	-5	-5	-5						1.33
10	LSp3		2.40	0.00	0	-1	-1	1	2						2.40
			23.59												16.97
Program Components				Factor											
Composition				2.67	3.00	3.00	3.25	4.00	3.00					3.08	
Presentation				2.67	2.75	3.00	3.25	3.75	3.00					3.08	
Skating Skills				2.67	3.75	3.50	3.50	4.25	3.00					3.58	
Judges Total Program Component Score (factored)											26.00				
Deductions:			Falls	-3.00	(3)								-3.00		

Legend:

#	Sequence number	GOE	Grade of Execution	Jx	Judges (x=1-9)	Ref.	Referee
*	Invalid element	e	Wrong edge	<	Under-rotated jump	<<	Downgraded jump
x	Credit for highlight distribution, base value multiplied by 1.1			!	Not clear edge	REP	Jump repetition
F	Fall	q	Jump landed on the quarter				

printed: 12.12.2025 19:01

Page 17 / 17

Международные соревнования
Кубок Сильнейших Спортсменов



7-12.12.2025

Белинвестбанк

Г.МИНСК