


# Международные соревнования по фигурному катанию Кубок Сильнейших Спортсменов



## JUDGES DETAILS PER SKATER JUNIOR - WOMEN SHORT PROGRAM


Rank	Name	Nation	Starting Number	Total Segment Score	Total Element Score	Total Program Component Score (factored)	Total Deductions								
1	Kira GUDAeva		20	67.16	37.46	29.70	0.00								
#	Executed Elements	Info	Base Value	GOE	J1	J2	J3	J4	J5	J6	J7	J8	J9	Ref.	Scores of Panel
1	3Lo		4.90	1.47	3	3	3	3	4						6.37
2	2A		3.30	0.99	4	3	3	3	3						4.29
3	LSp4		2.70	0.99	3	4	3	4	5						3.69
4	3Lz+3Tq	q	11.11	x 0.00	0	0	0	0	0						11.11
5	FSSp4		3.00	0.70	2	2	2	3	5						3.70
6	StSq3		3.30	1.10	4	3	3	3	5						4.40
7	CCoSp3		3.00	0.90	3	3	3	3	4						3.90
			<b>31.31</b>												<b>37.46</b>
Program Components				Factor											
Composition				1.33	7.75	7.50	7.50	7.50	8.25					7.58	
Presentation				1.33	7.50	7.00	7.25	7.25	8.25					7.33	
Skating Skills				1.33	7.25	7.25	7.50	7.50	7.75					7.42	
<b>Judges Total Program Component Score (factored)</b>														<b>29.70</b>	
<b>Deductions:</b>														<b>0.00</b>	

Rank	Name	Nation	Starting Number	Total Segment Score	Total Element Score	Total Program Component Score (factored)	Total Deductions								
2	Yaroslava KNIAZEVA	BLR	21	66.72	37.92	28.80	0.00								
#	Executed Elements	Info	Base Value	GOE	J1	J2	J3	J4	J5	J6	J7	J8	J9	Ref.	Scores of Panel
1	3Lz+3T		10.10	1.38	1	2	3	3	2						11.48
2	3Lo		4.90	0.98	2	2	3	2	2						5.88
3	FSSp4		3.00	0.70	2	2	3	2	5						3.70
4	StSq3		3.30	0.88	2	2	3	3	4						4.18
5	2A		3.63	x 0.99	2	3	3	3	3						4.62
6	CCoSp4		3.50	1.05	2	3	3	3	4						4.55
7	LSp4		2.70	0.81	3	3	2	3	5						3.51
			<b>31.13</b>												<b>37.92</b>
Program Components				Factor											
Composition				1.33	7.00	7.00	7.75	7.00	8.25					7.25	
Presentation				1.33	7.25	7.75	7.75	7.25	8.25					7.58	
Skating Skills				1.33	6.25	6.75	7.25	6.75	7.00					6.83	
<b>Judges Total Program Component Score (factored)</b>														<b>28.80</b>	
<b>Deductions:</b>														<b>0.00</b>	

Rank	Name	Nation	Starting Number	Total Segment Score	Total Element Score	Total Program Component Score (factored)	Total Deductions								
3	Natalia GLOTOVA		23	65.11	35.62	29.49	0.00								
#	Executed Elements	Info	Base Value	GOE	J1	J2	J3	J4	J5	J6	J7	J8	J9	Ref.	Scores of Panel
1	3Lz+3T		10.10	1.77	1	3	3	3	3						11.87
2	2A		3.30	0.88	2	3	3	2	3						4.18
3	LSp2		1.90	0.51	2	2	3	3	3						2.41
4	3Lo		4.90	1.31	2	3	3	2	3						6.21
5	StSq2		2.60	0.78	3	3	3	3	5						3.38
6	FSSp4		3.00	0.60	2	2	2	2	4						3.60
7	CCoSp4		3.50	0.47	0	1	1	2	3						3.97
			<b>29.30</b>												<b>35.62</b>
Program Components				Factor											
Composition				1.33	7.00	7.50	7.50	7.25	8.00					7.42	
Presentation				1.33	6.75	7.25	7.25	7.00	8.00					7.17	
Skating Skills				1.33	6.75	7.50	7.75	7.50	7.75					7.58	
<b>Judges Total Program Component Score (factored)</b>														<b>29.49</b>	
<b>Deductions:</b>														<b>0.00</b>	



# Международные соревнования по фигурному катанию Кубок Сильнейших Спортсменов




## JUDGES DETAILS PER SKATER JUNIOR - WOMEN SHORT PROGRAM


Rank	Name	Nation	Starting Number	Total Segment Score	Total Element Score	Total Program Component Score (factored)	Total Deductions								
4	Valeria SHARAPOVA		10	62.74	36.47	26.27	0.00								
#	Executed Elements	Info	Base Value	GOE	J1	J2	J3	J4	J5	J6	J7	J8	J9	Ref.	Scores of Panel
1	3Lo		4.90	0.98	2	2	2	2	0						5.88
2	2A		3.30	0.66	2	2	2	2	1						3.96
3	FSSp4		3.00	0.80	2	3	2	3	4						3.80
4	3Lz!+3T	!	10.10	0.39	0	1	1	1	-1						10.49
5	CCoSp4		3.50	1.28	3	4	3	4	4						4.78
6	StSq3		3.30	0.66	2	2	2	3	1						3.96
7	LSp4		2.70	0.90	3	4	3	3	5						3.60
			<b>30.80</b>												<b>36.47</b>
Program Components				Factor											
Composition				1.33	7.25	6.50	6.25	7.50	6.25					6.67	
Presentation				1.33	7.25	6.00	6.25	7.25	6.25					6.58	
Skating Skills				1.33	7.00	6.50	6.00	7.25	6.00					6.50	
<b>Judges Total Program Component Score (factored)</b>											<b>26.27</b>				
<b>Deductions:</b>														<b>0.00</b>	

Rank	Name	Nation	Starting Number	Total Segment Score	Total Element Score	Total Program Component Score (factored)	Total Deductions								
5	Mariya EVTUKHINA	BLR	26	62.49	34.56	27.93	0.00								
#	Executed Elements	Info	Base Value	GOE	J1	J2	J3	J4	J5	J6	J7	J8	J9	Ref.	Scores of Panel
1	3Lz+3Tq	q	10.10	0.00	-1	0	0	1	0						10.10
2	3Lo		4.90	0.98	2	2	2	2	2						5.88
3	CCoSp4		3.50	1.05	3	3	3	3	5						4.55
4	StSq2		2.60	0.43	0	2	1	2	3						3.03
5	2A	x	3.63	0.66	2	2	2	2	1						4.29
6	FSSp3		2.60	0.78	2	3	3	3	5						3.38
7	LSp4		2.70	0.63	1	2	2	3	3						3.33
			<b>30.03</b>												<b>34.56</b>
Program Components				Factor											
Composition				1.33	6.75	7.00	7.00	7.50	7.50					7.17	
Presentation				1.33	6.50	7.50	7.00	7.50	7.25					7.25	
Skating Skills				1.33	6.00	6.75	6.75	7.00	6.25					6.58	
<b>Judges Total Program Component Score (factored)</b>											<b>27.93</b>				
<b>Deductions:</b>														<b>0.00</b>	

Rank	Name	Nation	Starting Number	Total Segment Score	Total Element Score	Total Program Component Score (factored)	Total Deductions								
6	Alexandra REDINA		35	61.75	33.16	28.59	0.00								
#	Executed Elements	Info	Base Value	GOE	J1	J2	J3	J4	J5	J6	J7	J8	J9	Ref.	Scores of Panel
1	3F+2T		6.60	1.41	2	2	3	3	3						8.01
2	FSSp4		3.00	0.90	3	3	3	3	4						3.90
3	2A		3.30	0.88	2	3	2	3	4						4.18
4	3Loq	q	4.90	0.00	-1	0	0	0	0						4.90
5	CCoSp4		3.50	1.05	2	3	3	3	4						4.55
6	StSq3		3.30	0.99	2	3	3	3	4						4.29
7	LSp4		2.70	0.63	2	2	2	3	4						3.33
			<b>27.30</b>												<b>33.16</b>
Program Components				Factor											
Composition				1.33	6.75	7.50	7.50	7.00	7.50					7.33	
Presentation				1.33	6.75	7.00	7.75	7.25	7.50					7.25	
Skating Skills				1.33	6.50	7.00	7.50	6.75	7.00					6.92	
<b>Judges Total Program Component Score (factored)</b>											<b>28.59</b>				
<b>Deductions:</b>														<b>0.00</b>	



# Международные соревнования по фигурному катанию Кубок Сильнейших Спортсменов




## JUDGES DETAILS PER SKATER JUNIOR - WOMEN SHORT PROGRAM


Rank	Name	Nation	Starting Number	Total Segment Score	Total Element Score	Total Program Component Score (factored)	Total Deductions								
7	Sofia PASHKO		19	61.18	33.47	27.71	0.00								
#	Executed Elements	Info	Base Value	GOE	J1	J2	J3	J4	J5	J6	J7	J8	J9	Ref.	Scores of Panel
1	3Lz+3T<	<	9.26	-0.20	-1	0	-1	0	0						9.06
2	2A		3.30	0.88	2	3	2	3	3						4.18
3	CCoSp3		3.00	0.70	2	3	2	2	3						3.70
4	3Lo		5.39	x 0.98	2	2	2	2	2						6.37
5	FSSp4		3.00	0.80	2	3	2	3	4						3.80
6	StSq2		2.60	0.52	2	2	2	3	2						3.12
7	LSp4		2.70	0.54	2	2	2	2	4						3.24
			<b>29.25</b>												<b>33.47</b>
Program Components				Factor											
Composition				1.33	7.25	7.00	6.50	7.00	7.25					7.08	
Presentation				1.33	7.00	7.00	6.25	7.00	7.00					7.00	
Skating Skills				1.33	6.75	6.75	6.00	6.75	6.75					6.75	
<b>Judges Total Program Component Score (factored)</b>											<b>27.71</b>				
<b>Deductions:</b>														<b>0.00</b>	

Rank	Name	Nation	Starting Number	Total Segment Score	Total Element Score	Total Program Component Score (factored)	Total Deductions								
8	Varvara STAHOVICH	BLR	16	60.86	34.38	26.48	0.00								
#	Executed Elements	Info	Base Value	GOE	J1	J2	J3	J4	J5	J6	J7	J8	J9	Ref.	Scores of Panel
1	3Lzq+3T	q	10.10	0.20	-1	0	1	1	0						10.30
2	3Lo		4.90	0.00	-1	0	1	0	0						4.90
3	CCoSp4		3.50	1.05	2	3	3	3	4						4.55
4	StSq3		3.30	0.77	1	2	2	3	4						4.07
5	2A		3.63	x 0.00	0	0	0	0	0						3.63
6	FSSp4		3.00	0.60	2	1	3	2	2						3.60
7	LSp4		2.70	0.63	1	2	2	3	4						3.33
			<b>31.13</b>												<b>34.38</b>
Program Components				Factor											
Composition				1.33	6.25	6.50	6.75	7.25	7.75					6.83	
Presentation				1.33	6.00	6.25	6.50	7.00	7.75					6.58	
Skating Skills				1.33	6.00	6.50	6.25	6.75	7.00					6.50	
<b>Judges Total Program Component Score (factored)</b>											<b>26.48</b>				
<b>Deductions:</b>														<b>0.00</b>	

Rank	Name	Nation	Starting Number	Total Segment Score	Total Element Score	Total Program Component Score (factored)	Total Deductions								
9	Victoria SHCHUROVA		31	59.99	33.17	26.82	0.00								
#	Executed Elements	Info	Base Value	GOE	J1	J2	J3	J4	J5	J6	J7	J8	J9	Ref.	Scores of Panel
1	2A		3.30	0.66	2	3	2	2	2						3.96
2	3Lz+3Tq	q	10.10	0.00	-1	0	0	0	0						10.10
3	FSSp4		3.00	0.80	3	3	2	2	3						3.80
4	3Loq	q	5.39	x -0.16	-1	0	0	0	-1						5.23
5	CSp3		2.30	0.46	2	2	2	2	3						2.76
6	CCoSp4		3.50	0.70	2	2	2	1	2						4.20
7	StSq2		2.60	0.52	2	2	1	2	2						3.12
			<b>30.19</b>												<b>33.17</b>
Program Components				Factor											
Composition				1.33	7.00	7.50	7.00	6.25	6.50					6.83	
Presentation				1.33	7.00	7.00	6.75	6.00	6.25					6.67	
Skating Skills				1.33	6.75	7.25	6.75	5.75	6.50					6.67	
<b>Judges Total Program Component Score (factored)</b>											<b>26.82</b>				
<b>Deductions:</b>														<b>0.00</b>	



# Международные соревнования по фигурному катанию Кубок Сильнейших Спортсменов




## JUDGES DETAILS PER SKATER JUNIOR - WOMEN SHORT PROGRAM

Rank	Name	Nation	Starting Number	Total Segment Score	Total Element Score	Total Program Component Score (factored)	Total Deductions								
10	Margarita KACHANOVA		1	58.75	33.14	25.61	0.00								
#	Executed Elements	Info	Base Value	GOE	J1	J2	J3	J4	J5	J6	J7	J8	J9	Ref.	Scores of Panel
1	3Lo		4.90	0.98	2	2	2	3	1						5.88
2	3Lz+3Tq	q	10.10	-0.20	-1	0	-1	0	0						9.90
3	LSp4		2.70	0.81	2	3	3	3	4						3.51
4	2A		3.63	x 0.44	1	1	2	2	1						4.07
5	StSq3		3.30	0.77	2	2	3	3	1						4.07
6	FSSp3		2.60	0.61	2	2	3	2	3						3.21
7	CCoSp2		2.50	0.00	0	0	0	0	-2						2.50
			<b>29.73</b>												<b>33.14</b>
Program Components				Factor											
Composition				1.33	6.75	6.25	6.50	7.25	6.25					6.50	
Presentation				1.33	6.50	6.00	6.00	7.00	6.25					6.25	
Skating Skills				1.33	6.75	6.50	6.25	7.00	6.25					6.50	
<b>Judges Total Program Component Score (factored)</b>													<b>25.61</b>		
<b>Deductions:</b>														<b>0.00</b>	

Rank	Name	Nation	Starting Number	Total Segment Score	Total Element Score	Total Program Component Score (factored)	Total Deductions								
11	Iaroslava BARINOVA		13	58.42	33.82	24.60	0.00								
#	Executed Elements	Info	Base Value	GOE	J1	J2	J3	J4	J5	J6	J7	J8	J9	Ref.	Scores of Panel
1	3Lz+3T		10.10	1.18	2	2	2	2	3						11.28
2	3Lo		4.90	0.98	2	2	2	2	2						5.88
3	LSp3		2.40	0.32	1	1	2	1	4						2.72
4	StSq2		2.60	0.26	2	1	1	1	1						2.86
5	FSSp4		3.00	0.60	1	2	2	2	3						3.60
6	2A		3.63	x 0.55	2	2	2	1	1						4.18
7	CCoSp3		3.00	0.30	0	1	1	1	3						3.30
			<b>29.63</b>												<b>33.82</b>
Program Components				Factor											
Composition				1.33	6.25	6.50	6.00	5.75	6.75					6.25	
Presentation				1.33	6.25	6.00	5.75	5.75	6.75					6.00	
Skating Skills				1.33	6.50	6.25	5.50	6.00	6.50					6.25	
<b>Judges Total Program Component Score (factored)</b>													<b>24.60</b>		
<b>Deductions:</b>														<b>0.00</b>	

Rank	Name	Nation	Starting Number	Total Segment Score	Total Element Score	Total Program Component Score (factored)	Total Deductions								
12	Polina BERSHADSKAIA		6	58.17	30.13	28.04	0.00								
#	Executed Elements	Info	Base Value	GOE	J1	J2	J3	J4	J5	J6	J7	J8	J9	Ref.	Scores of Panel
1	2A		3.30	0.99	2	4	3	3	3						4.29
2	3Lo		4.90	1.47	3	3	3	3	3						6.37
3	CCoSp4		3.50	1.28	2	4	3	4	4						4.78
4	3Lz!+2T<<	!,<<	6.93	x -2.95	-5	-5	-5	-5	-5						3.98
5	FSSp4		3.00	1.00	4	3	3	3	5						4.00
6	StSq2		2.60	0.69	3	2	2	3	4						3.29
7	LSp4		2.70	0.72	2	3	2	3	4						3.42
			<b>26.93</b>												<b>30.13</b>
Program Components				Factor											
Composition				1.33	7.25	7.00	6.75	7.50	8.00					7.25	
Presentation				1.33	6.75	6.75	6.50	7.25	8.00					6.92	
Skating Skills				1.33	6.75	7.00	6.25	7.25	7.00					6.92	
<b>Judges Total Program Component Score (factored)</b>													<b>28.04</b>		
<b>Deductions:</b>														<b>0.00</b>	



# Международные соревнования по фигурному катанию Кубок Сильнейших Спортсменов




## JUDGES DETAILS PER SKATER JUNIOR - WOMEN SHORT PROGRAM


Rank	Name	Nation	Starting Number	Total Segment Score	Total Element Score	Total Program Component Score (factored)	Total Deductions								
13	Arina KORSHUNOVA		33	57.85	31.13	26.72	0.00								
#	Executed Elements	Info	Base Value	GOE	J1	J2	J3	J4	J5	J6	J7	J8	J9	Ref.	Scores of Panel
1	2A		3.30	0.66	2	2	2	2	2						3.96
2	3Lz+2T		7.20	0.00	0	0	0	0	-1						7.20
3	FSSp4		3.00	0.60	2	2	2	2	3						3.60
4	3Lo		5.39	x 0.82	1	2	2	2	1						6.21
5	LSp4		2.70	0.54	2	2	2	2	3						3.24
6	StSq2		2.60	0.52	2	2	2	3	2						3.12
7	CCoSp3		3.00	0.80	2	3	3	2	3						3.80
			<b>27.19</b>												<b>31.13</b>
Program Components				Factor											
Composition				1.33	6.50	7.00	7.25	6.75	5.75						6.75
Presentation				1.33	6.50	6.75	7.00	6.75	6.00						6.67
Skating Skills				1.33	6.50	6.75	7.25	6.75	5.75						6.67
<b>Judges Total Program Component Score (factored)</b>															<b>26.72</b>
<b>Deductions:</b>															<b>0.00</b>

Rank	Name	Nation	Starting Number	Total Segment Score	Total Element Score	Total Program Component Score (factored)	Total Deductions								
14	Alena BOLDYREVA		29	57.81	32.87	24.94	0.00								
#	Executed Elements	Info	Base Value	GOE	J1	J2	J3	J4	J5	J6	J7	J8	J9	Ref.	Scores of Panel
1	3Lo		4.90	0.49	2	1	1	0	1						5.39
2	2A		3.30	0.33	2	1	1	1	0						3.63
3	FSSp4		3.00	0.50	2	2	1	1	4						3.50
4	3Lz+3Tq	q	11.11	x -0.98	-1	-2	0	-2	-3						10.13
5	CCoSp4		3.50	0.70	2	2	3	0	2						4.20
6	StSq2		2.60	-0.09	0	0	1	-1	-1						2.51
7	LSp4		2.70	0.81	3	3	2	3	4						3.51
			<b>31.11</b>												<b>32.87</b>
Program Components				Factor											
Composition				1.33	6.75	6.25	6.25	6.25	6.25						6.25
Presentation				1.33	6.50	6.00	6.75	5.75	6.00						6.17
Skating Skills				1.33	6.50	6.00	6.50	6.00	6.50						6.33
<b>Judges Total Program Component Score (factored)</b>															<b>24.94</b>
<b>Deductions:</b>															<b>0.00</b>

Rank	Name	Nation	Starting Number	Total Segment Score	Total Element Score	Total Program Component Score (factored)	Total Deductions								
15	Elizaveta NESTERENOK		28	57.53	31.26	26.27	0.00								
#	Executed Elements	Info	Base Value	GOE	J1	J2	J3	J4	J5	J6	J7	J8	J9	Ref.	Scores of Panel
1	3Lz+2T		7.20	1.18	2	2	2	2	3						8.38
2	2A		3.30	0.66	2	2	2	2	4						3.96
3	CCoSp3		3.00	0.30	0	0	1	2	3						3.30
4	3Lo		5.39	x 0.33	1	1	1	0	-1						5.72
5	FSSp3		2.60	0.52	1	2	2	2	3						3.12
6	StSq3		3.30	0.44	1	1	1	3	2						3.74
7	LSp3		2.40	0.64	2	3	2	3	4						3.04
			<b>27.19</b>												<b>31.26</b>
Program Components				Factor											
Composition				1.33	6.50	6.25	6.25	7.00	7.00						6.58
Presentation				1.33	6.25	6.00	6.25	6.75	6.75						6.42
Skating Skills				1.33	6.25	6.75	6.50	7.00	7.00						6.75
<b>Judges Total Program Component Score (factored)</b>															<b>26.27</b>
<b>Deductions:</b>															<b>0.00</b>



# Международные соревнования по фигурному катанию Кубок Сильнейших Спортсменов



## JUDGES DETAILS PER SKATER JUNIOR - WOMEN SHORT PROGRAM


Rank	Name	Nation	Starting Number	Total Segment Score	Total Element Score	Total Program Component Score (factored)	Total Deductions								
16	Sofiya BARYSAVA	BLR	22	54.57	29.85	24.72	0.00								
#	Executed Elements	Info	Base Value	GOE	J1	J2	J3	J4	J5	J6	J7	J8	J9	Ref.	Scores of Panel
1	3Lo		4.90	0.16	1	1	0	0	0						5.06
2	3S+2T		5.60	0.29	1	2	0	0	1						5.89
3	LSp4		2.70	0.81	3	3	3	2	4						3.51
4	2A		3.63	x 0.22	1	2	1	0	0						3.85
5	FSSp4		3.00	0.60	2	2	2	2	3						3.60
6	StSq3		3.30	0.44	2	1	2	1	1						3.74
7	CCoSp4		3.50	0.70	2	2	2	2	3						4.20
			<b>26.63</b>												<b>29.85</b>
Program Components				Factor											
Composition				1.33	6.75	6.50	7.00	5.50	6.00						6.42
Presentation				1.33	6.50	6.25	6.50	5.25	6.00						6.25
Skating Skills				1.33	6.00	6.00	6.75	5.25	5.75						5.92
<b>Judges Total Program Component Score (factored)</b>														<b>24.72</b>	
<b>Deductions:</b>														<b>0.00</b>	

Rank	Name	Nation	Starting Number	Total Segment Score	Total Element Score	Total Program Component Score (factored)	Total Deductions								
17	Katsiaryna TSABA	BLR	5	54.18	29.89	25.29	-1.00								
#	Executed Elements	Info	Base Value	GOE	J1	J2	J3	J4	J5	J6	J7	J8	J9	Ref.	Scores of Panel
1	3Lo		4.90	0.98	2	2	2	2	2						5.88
2	3Lz+2T		7.20	0.98	1	1	2	2	2						8.18
3	CCoSp4		3.50	0.82	2	3	2	3	2						4.32
4	2A<	F <	2.90	x -1.32	-5	-5	-5	-5	-5						1.58
5	FSSp3		2.60	0.43	1	2	1	2	3						3.03
6	StSq2		2.60	0.52	1	2	2	2	4						3.12
7	LSp4		2.70	1.08	3	4	4	4	5						3.78
			<b>26.40</b>												<b>29.89</b>
Program Components				Factor											
Composition				1.33	6.25	6.25	6.00	6.75	7.50						6.42
Presentation				1.33	6.25	6.50	5.75	6.50	7.50						6.42
Skating Skills				1.33	5.75	6.00	6.25	6.25	6.50						6.17
<b>Judges Total Program Component Score (factored)</b>														<b>25.29</b>	
<b>Deductions:</b>							Falls	-1.00	(1)						<b>-1.00</b>

Rank	Name	Nation	Starting Number	Total Segment Score	Total Element Score	Total Program Component Score (factored)	Total Deductions								
18	Dana TITOVA		7	50.18	28.57	21.61	0.00								
#	Executed Elements	Info	Base Value	GOE	J1	J2	J3	J4	J5	J6	J7	J8	J9	Ref.	Scores of Panel
1	3Lz+2T		7.20	-0.39	0	0	-1	-1	-1						6.81
2	3Lo		4.90	0.82	2	2	1	2	1						5.72
3	FSSp4		3.00	0.30	1	1	1	1	2						3.30
4	2Aq	q	3.63	x -0.44	-1	-2	-1	-1	-2						3.19
5	LSp3		2.40	0.32	1	1	1	2	2						2.72
6	StSq2		2.60	0.26	0	1	1	1	1						2.86
7	CCoSp4		3.50	0.47	1	2	1	1	3						3.97
			<b>27.23</b>												<b>28.57</b>
Program Components				Factor											
Composition				1.33	5.50	5.25	5.00	5.50	6.00						5.42
Presentation				1.33	5.50	5.00	5.00	5.25	6.00						5.25
Skating Skills				1.33	6.00	5.50	5.25	5.25	6.25						5.58
<b>Judges Total Program Component Score (factored)</b>														<b>21.61</b>	
<b>Deductions:</b>														<b>0.00</b>	



# Международные соревнования по фигурному катанию Кубок Сильнейших Спортсменов



## JUDGES DETAILS PER SKATER JUNIOR - WOMEN SHORT PROGRAM


Rank	Name	Nation	Starting Number	Total Segment Score	Total Element Score	Total Program Component Score (factored)	Total Deductions								
19	Veronika POPOVA		14	49.50	24.79	24.71	0.00								
#	Executed Elements	Info	Base Value	GOE	J1	J2	J3	J4	J5	J6	J7	J8	J9	Ref.	Scores of Panel
1	3Lz! <sup>+</sup> +COMBO	!,<	4.72	-2.36	-5	-5	-5	-5	-5						2.36
2	CCoSp4		3.50	0.58	1	2	1	2	3						4.08
3	2A		3.30	0.66	2	2	2	2	2						3.96
4	3Loq	q	5.39	x -0.49	-1	-1	-1	-1	-2						4.90
5	LSp4		2.70	0.63	2	3	2	2	4						3.33
6	StSq2		2.60	0.35	1	1	1	2	2						2.95
7	FSSp3		2.60	0.61	2	3	1	2	4						3.21
			<b>24.81</b>												<b>24.79</b>
Program Components				Factor											
Composition				1.33	6.25	5.75	5.00	6.75	7.00						6.25
Presentation				1.33	5.75	5.75	5.25	6.50	7.00						6.00
Skating Skills				1.33	6.25	6.00	5.50	6.75	6.75						6.33
<b>Judges Total Program Component Score (factored)</b>														<b>24.71</b>	
<b>Deductions:</b>															<b>0.00</b>

Rank	Name	Nation	Starting Number	Total Segment Score	Total Element Score	Total Program Component Score (factored)	Total Deductions								
20	Darina ABRAMOVA		18	49.12	24.16	24.96	0.00								
#	Executed Elements	Info	Base Value	GOE	J1	J2	J3	J4	J5	J6	J7	J8	J9	Ref.	Scores of Panel
1	3Lz! <sup>+</sup> q+2T	!,q	7.20	-1.18	-2	-2	-2	-1	-2						6.02
2	CCoSp3		3.00	0.30	1	1	1	1	2						3.30
3	3Lo		4.90	0.16	0	1	1	0	0						5.06
4	FSSp1		2.00	0.00	0	0	0	0	1						2.00
5	StSq1		1.80	0.18	2	1	0	1	1						1.98
6	2A	x	3.63	0.33	2	1	1	0	1						3.96
7	LSp2		1.90	-0.06	0	0	-1	-1	2						1.84
			<b>24.43</b>												<b>24.16</b>
Program Components				Factor											
Composition				1.33	7.00	6.50	4.75	6.25	6.50						6.42
Presentation				1.33	6.50	6.00	4.50	6.00	6.50						6.17
Skating Skills				1.33	6.50	6.00	5.00	6.25	6.25						6.17
<b>Judges Total Program Component Score (factored)</b>														<b>24.96</b>	
<b>Deductions:</b>															<b>0.00</b>

Rank	Name	Nation	Starting Number	Total Segment Score	Total Element Score	Total Program Component Score (factored)	Total Deductions								
21	Aryna TRYPUTSEN	BLR	15	46.93	25.31	21.62	0.00								
#	Executed Elements	Info	Base Value	GOE	J1	J2	J3	J4	J5	J6	J7	J8	J9	Ref.	Scores of Panel
1	3Lz+2T		7.20	0.79	1	2	2	0	1						7.99
2	3Lo<	<	3.92	-0.91	-2	-2	-2	-3	-3						3.01
3	2A		3.30	0.22	1	0	1	0	1						3.52
4	FSSp3		2.60	0.52	2	2	2	1	2						3.12
5	StSq2		2.60	0.00	0	0	1	0	0						2.60
6	CSp3		2.30	0.23	1	1	1	0	2						2.53
7	CCoSp4V		2.63	-0.09	-1	-1	0	0	0						2.54
			<b>24.55</b>												<b>25.31</b>
Program Components				Factor											
Composition				1.33	5.25	5.50	5.00	5.50	5.75						5.42
Presentation				1.33	5.25	5.50	5.25	5.00	5.50						5.33
Skating Skills				1.33	5.50	5.25	5.50	5.50	5.50						5.50
<b>Judges Total Program Component Score (factored)</b>														<b>21.62</b>	
<b>Deductions:</b>															<b>0.00</b>



# Международные соревнования по фигурному катанию Кубок Сильнейших Спортсменов




## JUDGES DETAILS PER SKATER JUNIOR - WOMEN SHORT PROGRAM

Rank	Name	Nation	Starting Number	Total Segment Score	Total Element Score	Total Program Component Score (factored)	Total Deductions								
22	Valeryia SHEDZKO	BLR	8	46.47	23.42	24.05	-1.00								
#	Executed Elements	Info	Base Value	GOE	J1	J2	J3	J4	J5	J6	J7	J8	J9	Ref.	Scores of Panel
1	3Lz<<+COMBO	F <<	2.10	-1.05	-5	-5	-5	-5	-5						1.05
2	3Lo		4.90	0.98	2	2	2	1	2						5.88
3	CSp4		2.60	0.35	1	1	2	1	2						2.95
4	2A		3.63	x 0.11	1	0	1	0	0						3.74
5	CCoSp4		3.50	0.58	1	1	2	2	2						4.08
6	StSq2		2.60	0.35	2	1	2	1	1						2.95
7	FSSp3		2.60	0.17	1	0	2	1	0						2.77
			<b>21.93</b>												<b>23.42</b>
Program Components				Factor											
Composition				1.33	6.25	6.00	6.50	6.25	6.00					6.17	
Presentation				1.33	5.75	5.75	6.00	5.75	6.25					5.83	
Skating Skills				1.33	6.00	6.00	6.25	6.00	6.25					6.08	
<b>Judges Total Program Component Score (factored)</b>											<b>24.05</b>				
<b>Deductions:</b>				Falls -1.00 (1)							<b>-1.00</b>				

Rank	Name	Nation	Starting Number	Total Segment Score	Total Element Score	Total Program Component Score (factored)	Total Deductions								
23	Kseniya KLEPCHUKOVA	BLR	3	45.75	21.37	24.38	0.00								
#	Executed Elements	Info	Base Value	GOE	J1	J2	J3	J4	J5	J6	J7	J8	J9	Ref.	Scores of Panel
1	3Lo		4.90	0.98	1	2	2	2	2						5.88
2	3F!<<+COMBO	!,<<	1.80	-0.90	-5	-5	-5	-5	-5						0.90
3	FSSp3		2.60	0.35	1	1	1	2	2						2.95
4	StSq2		2.60	0.43	1	2	1	2	2						3.03
5	2A		3.63	x 0.00	0	0	0	0	0						3.63
6	LSp4		2.70	0.63	2	2	1	3	4						3.33
7	CCoSp3V		2.25	-0.60	-4	-2	-3	-3	-2						1.65
			<b>20.48</b>												<b>21.37</b>
Program Components				Factor											
Composition				1.33	5.75	6.00	5.75	6.50	6.50					6.08	
Presentation				1.33	5.50	6.25	5.25	6.25	6.50					6.00	
Skating Skills				1.33	6.25	6.50	5.50	6.25	6.25					6.25	
<b>Judges Total Program Component Score (factored)</b>											<b>24.38</b>				
<b>Deductions:</b>											<b>0.00</b>				

Rank	Name	Nation	Starting Number	Total Segment Score	Total Element Score	Total Program Component Score (factored)	Total Deductions								
24	Olesya CHUMAKOVA	BLR	24	45.26	23.75	21.51	0.00								
#	Executed Elements	Info	Base Value	GOE	J1	J2	J3	J4	J5	J6	J7	J8	J9	Ref.	Scores of Panel
1	3S+2T		5.60	0.43	1	1	1	2	1						6.03
2	2Lo		1.70	0.17	1	1	1	1	0						1.87
3	CSp4		2.60	0.35	2	1	1	1	3						2.95
4	StSq2		2.60	0.17	1	1	0	1	0						2.77
5	2A		3.63	x 0.55	2	2	1	2	1						4.18
6	FSSp2		2.30	-0.08	-1	0	0	-1	1						2.22
7	CCoSp4		3.50	0.23	0	0	1	1	2						3.73
			<b>21.93</b>												<b>23.75</b>
Program Components				Factor											
Composition				1.33	5.50	5.25	5.25	5.75	4.75					5.33	
Presentation				1.33	5.25	5.50	5.50	5.50	4.75					5.42	
Skating Skills				1.33	5.25	5.50	5.50	5.50	4.75					5.42	
<b>Judges Total Program Component Score (factored)</b>											<b>21.51</b>				
<b>Deductions:</b>											<b>0.00</b>				



# Международные соревнования по фигурному катанию Кубок Сильнейших Спортсменов



## JUDGES DETAILS PER SKATER JUNIOR - WOMEN SHORT PROGRAM


Rank	Name	Nation	Starting Number	Total Segment Score	Total Element Score	Total Program Component Score (factored)	Total Deductions									
25	Yeva ZHUKOVSKAYA	BLR	2	43.59	21.86	22.73	-1.00									
#	Executed Elements	Info	Base Value	GOE	J1	J2	J3	J4	J5	J6	J7	J8	J9	Ref.	Scores of Panel	
1	3Lz+2T		7.20	-0.59	-2	-1	-1	-1	-1						6.61	
2	3Lo	F	4.90	-2.45	-5	-5	-5	-5	-5						2.45	
3	FSSp3		2.60	0.52	2	2	1	2	3						3.12	
4	A*	*	0.00	0.00	-	-	-	-	-						0.00	
5	CCoSp4		3.50	0.35	0	1	0	2	2						3.85	
6	StSq2		2.60	0.35	1	1	1	2	2						2.95	
7	LSp3		2.40	0.48	2	2	2	2	2						2.88	
			<b>23.20</b>												<b>21.86</b>	
Program Components				Factor												
Composition				1.33	5.25	5.75	5.25	6.00	6.25						5.67	
Presentation				1.33	5.00	5.50	4.75	5.75	6.00						5.42	
Skating Skills				1.33	6.00	6.25	5.00	6.25	5.75						6.00	
<b>Judges Total Program Component Score (factored)</b>															<b>22.73</b>	
<b>Deductions:</b>				Falls	-1.00 (1)											<b>-1.00</b>

Rank	Name	Nation	Starting Number	Total Segment Score	Total Element Score	Total Program Component Score (factored)	Total Deductions								
26	Alisa MITKALIOVA	BLR	17	42.13	21.07	21.06	0.00								
#	Executed Elements	Info	Base Value	GOE	J1	J2	J3	J4	J5	J6	J7	J8	J9	Ref.	Scores of Panel
1	3S+3T<	<	7.66	-0.86	-2	-2	-1	-2	-3						6.80
2	1Lo*	*	0.00	0.00	-	-	-	-	-						0.00
3	FSSp4		3.00	0.30	1	1	1	1	1						3.30
4	2Aq	q	3.30	-0.55	-1	-2	-1	-2	-3						2.75
5	CSp4		2.60	0.26	1	1	1	0	2						2.86
6	StSq2		2.60	0.26	1	1	1	0	1						2.86
7	CCoSp2		2.50	0.00	0	0	0	0	-1						2.50
			<b>21.66</b>												<b>21.07</b>
Program Components				Factor											
Composition				1.33	5.75	5.25	5.25	5.25	5.50						5.33
Presentation				1.33	5.50	5.50	4.75	4.75	5.25						5.17
Skating Skills				1.33	5.75	5.25	5.00	5.25	5.50						5.33
<b>Judges Total Program Component Score (factored)</b>															<b>21.06</b>
<b>Deductions:</b>															<b>0.00</b>

Rank	Name	Nation	Starting Number	Total Segment Score	Total Element Score	Total Program Component Score (factored)	Total Deductions									
27	Palina BAHDANOVICH	BLR	4	41.92	20.87	22.05	-1.00									
#	Executed Elements	Info	Base Value	GOE	J1	J2	J3	J4	J5	J6	J7	J8	J9	Ref.	Scores of Panel	
1	Lo*	F *	0.00	0.00	-	-	-	-	-						0.00	
2	3S+2T		5.60	0.43	0	2	1	2	0						6.03	
3	2A<	<	2.64	-1.06	-4	-4	-4	-4	-4						1.58	
4	FSSp4		3.00	0.40	1	1	1	2	3						3.40	
5	StSq2		2.60	0.26	1	1	1	2	1						2.86	
6	LSp4		2.70	0.45	1	2	1	2	2						3.15	
7	CCoSp4		3.50	0.35	1	1	1	1	3						3.85	
			<b>20.04</b>												<b>20.87</b>	
Program Components				Factor												
Composition				1.33	5.50	5.50	5.25	5.75	6.25						5.58	
Presentation				1.33	5.25	5.50	5.25	5.50	6.25						5.42	
Skating Skills				1.33	5.25	5.75	5.50	5.50	6.00						5.58	
<b>Judges Total Program Component Score (factored)</b>															<b>22.05</b>	
<b>Deductions:</b>				Falls	-1.00 (1)											<b>-1.00</b>



# Международные соревнования по фигурному катанию Кубок Сильнейших Спортсменов



## JUDGES DETAILS PER SKATER JUNIOR - WOMEN SHORT PROGRAM


Rank	Name	Nation	Starting Number	Total Segment Score	Total Element Score	Total Program Component Score (factored)	Total Deductions								
28	Varvara MAKAREVICH	BLR	11	40.60	21.22	19.38	0.00								
#	Executed Elements	Info	Base Value	GOE	J1	J2	J3	J4	J5	J6	J7	J8	J9	Ref.	Scores of Panel
1	2A		3.30	0.00	0	0	0	0	-1						3.30
2	3Lo<<	<<	1.70	-0.85	-5	-5	-5	-5	-5						0.85
3	LSp4		2.70	0.45	1	2	1	2	3						3.15
4	FSSp4		3.00	0.50	1	2	1	2	2						3.50
5	2Lz+2T		3.74	x 0.00	0	0	0	0	-1						3.74
6	CCoSp4		3.50	0.58	1	2	1	2	2						4.08
7	StSq2		2.60	0.00	0	0	0	0	0						2.60
			<b>20.54</b>												<b>21.22</b>
Program Components				Factor											
Composition				1.33	5.50	5.00	4.25	5.00	4.50					4.83	
Presentation				1.33	5.25	5.00	4.00	4.75	4.75					4.83	
Skating Skills				1.33	5.25	5.00	4.50	5.25	4.50					4.92	
<b>Judges Total Program Component Score (factored)</b>											<b>19.38</b>				
<b>Deductions:</b>														<b>0.00</b>	

Rank	Name	Nation	Starting Number	Total Segment Score	Total Element Score	Total Program Component Score (factored)	Total Deductions								
29	Polina KARPOVA		32	40.07	19.01	21.06	0.00								
#	Executed Elements	Info	Base Value	GOE	J1	J2	J3	J4	J5	J6	J7	J8	J9	Ref.	Scores of Panel
1	2A		3.30	-0.66	-2	-3	-2	0	-2						2.64
2	3S<+2T	<	4.74	-1.15	-3	-5	-3	-2	-4						3.59
3	FSSp3		2.60	0.26	1	1	0	1	1						2.86
4	StSq1		1.80	0.24	1	1	1	2	3						2.04
5	3Lo<<	<<	1.87	x -0.85	-5	-5	-5	-4	-5						1.02
6	CCoSp4		3.50	0.12	0	0	0	1	2						3.62
7	LSp4		2.70	0.54	2	2	1	2	3						3.24
			<b>20.51</b>												<b>19.01</b>
Program Components				Factor											
Composition				1.33	5.25	5.25	5.25	5.50	6.25					5.33	
Presentation				1.33	5.00	5.50	4.75	5.50	6.00					5.33	
Skating Skills				1.33	5.00	5.25	4.75	5.25	6.00					5.17	
<b>Judges Total Program Component Score (factored)</b>											<b>21.06</b>				
<b>Deductions:</b>														<b>0.00</b>	

Rank	Name	Nation	Starting Number	Total Segment Score	Total Element Score	Total Program Component Score (factored)	Total Deductions								
30	Daria EFIMOVA		25	32.51	15.10	18.41	-1.00								
#	Executed Elements	Info	Base Value	GOE	J1	J2	J3	J4	J5	J6	J7	J8	J9	Ref.	Scores of Panel
1	2A		3.30	0.33	1	1	1	1	0						3.63
2	3S<<+COMBO	F <<	1.30	-0.65	-5	-5	-5	-5	-5						0.65
3	LSp3		2.40	0.32	1	1	0	2	2						2.72
4	2Lo		1.70	0.00	0	0	0	0	0						1.70
5	StSqB		1.50	0.00	0	0	0	0	-1						1.50
6	CCoSp3		3.00	-0.10	0	0	-1	-1	0						2.90
7	FSSp1		2.00	0.00	0	0	0	-2	1						2.00
			<b>15.20</b>												<b>15.10</b>
Program Components				Factor											
Composition				1.33	4.75	4.00	4.75	4.75	4.50					4.67	
Presentation				1.33	4.50	4.50	4.75	4.50	4.50					4.50	
Skating Skills				1.33	4.50	4.50	5.00	5.00	4.50					4.67	
<b>Judges Total Program Component Score (factored)</b>											<b>18.41</b>				
<b>Deductions:</b>							Falls							-1.00 (1)	
														<b>-1.00</b>	



# Международные соревнования по фигурному катанию Кубок Сильнейших Спортсменов



## JUDGES DETAILS PER SKATER JUNIOR - WOMEN SHORT PROGRAM


Rank	Name	Nation	Starting Number	Total Segment Score	Total Element Score	Total Program Component Score (factored)	Total Deductions									
31	Sofia PETROVA		34	31.75	14.91	17.84	-1.00									
#	Executed Elements	Info	Base Value	GOE	J1	J2	J3	J4	J5	J6	J7	J8	J9	Ref.	Scores of Panel	
1	3Lo<	<	3.92	-0.78	-1	-2	-2	-2	-3						3.14	
2	3F!<<+COMBO	!,<<	1.80	-0.90	-5	-5	-5	-5	-5						0.90	
3	CCoSp4		3.50	0.00	0	0	-1	0	0						3.50	
4	2A<	F <	2.90	x -1.32	-5	-5	-5	-5	-5						1.58	
5	FSSp3		2.60	-0.17	1	0	-1	-1	-1						2.43	
6	StSqB		1.50	-0.10	-1	0	0	-1	-1						1.40	
7	LSp2		1.90	0.06	0	0	-1	1	2						1.96	
			<b>18.12</b>												<b>14.91</b>	
Program Components			Factor													
Composition			1.33	4.75	4.00	4.75	4.75	3.75								4.50
Presentation			1.33	4.50	4.00	4.75	4.50	3.75								4.33
Skating Skills			1.33	4.75	4.25	5.25	4.75	3.75								4.58
<b>Judges Total Program Component Score (factored)</b>														<b>17.84</b>		
<b>Deductions:</b>			Falls	-1.00 (1)											<b>-1.00</b>	

Rank	Name	Nation	Starting Number	Total Segment Score	Total Element Score	Total Program Component Score (factored)	Total Deductions									
32	Alena AGAPITOVA		9	29.42	14.36	16.06	-1.00									
#	Executed Elements	Info	Base Value	GOE	J1	J2	J3	J4	J5	J6	J7	J8	J9	Ref.	Scores of Panel	
1	2A<<	F <<	1.10	-0.55	-5	-5	-5	-5	-5						0.55	
2	2Lz+2T<	<	3.14	-0.56	-2	-3	-3	-3	-2						2.58	
3	FSSp3		2.60	-0.17	1	-1	-1	-1	0						2.43	
4	CCoSp4		3.50	-0.23	0	-1	-1	0	-1						3.27	
5	StSqB		1.50	-0.15	-2	-1	-1	-1	-1						1.35	
6	2Lo	x	1.87	-0.17	-1	-1	0	-1	-1						1.70	
7	LSp3		2.40	0.08	1	0	-1	0	1						2.48	
			<b>16.11</b>												<b>14.36</b>	
Program Components			Factor													
Composition			1.33	3.50	3.75	4.00	4.25	4.00								3.92
Presentation			1.33	3.75	3.50	3.75	4.25	4.00								3.83
Skating Skills			1.33	4.25	4.50	4.25	4.75	3.75								4.33
<b>Judges Total Program Component Score (factored)</b>														<b>16.06</b>		
<b>Deductions:</b>			Falls	-1.00 (1)											<b>-1.00</b>	

Rank	Name	Nation	Starting Number	Total Segment Score	Total Element Score	Total Program Component Score (factored)	Total Deductions									
33	Anastasia ANDREEVA		30	27.70	12.41	16.29	-1.00									
#	Executed Elements	Info	Base Value	GOE	J1	J2	J3	J4	J5	J6	J7	J8	J9	Ref.	Scores of Panel	
1	2Lo		1.70	0.00	1	0	0	0	0						1.70	
2	2A		3.30	0.00	1	0	0	0	0						3.30	
3	CCoSp1V		1.50	-0.10	0	-1	-2	-1	0						1.40	
4	2Lz+COMBO+2T*	F *	2.10	-1.05	-5	-5	-5	-5	-5						1.05	
5	LSp2		1.90	-0.19	-1	-1	-1	-1	-3						1.71	
6	StSqB		1.50	-0.05	0	-1	-1	0	0						1.45	
7	FSSp1		2.00	-0.20	-1	-1	-1	-1	1						1.80	
			<b>14.00</b>												<b>12.41</b>	
Program Components			Factor													
Composition			1.33	4.25	4.00	3.75	5.00	3.75								4.00
Presentation			1.33	4.25	4.00	3.75	4.75	3.75								4.00
Skating Skills			1.33	4.50	3.75	4.50	5.00	3.75								4.25
<b>Judges Total Program Component Score (factored)</b>														<b>16.29</b>		
<b>Deductions:</b>			Falls	-1.00 (1)											<b>-1.00</b>	



# Международные соревнования по фигурному катанию Кубок Сильнейших Спортсменов



## JUDGES DETAILS PER SKATER JUNIOR - WOMEN SHORT PROGRAM

Rank	Name	Nation	Starting Number	Total Segment Score	Total Element Score	Total Program Component Score (factored)	Total Deductions								
34	Darina YUGAROVA		12	27.17	10.87	16.30	0.00								
#	Executed Elements	Info	Base Value	GOE	J1	J2	J3	J4	J5	J6	J7	J8	J9	Ref.	Scores of Panel
1	2A<	<	2.64	-0.70	-2	-3	-3	-2	-3						1.94
2	3S<<+2T<<	<<,<<	1.70	-0.65	-5	-5	-5	-5	-5						1.05
3	FSSp2		2.30	-0.46	0	-3	-2	-1	-3						1.84
4	CCoSp2V		1.88	-0.38	-2	-3	-2	-2	-2						1.50
5	3Lo<<	<<	1.87	x -0.74	-4	-4	-5	-4	-5						1.13
6	StSqB		1.50	-0.05	0	-1	0	0	-1						1.45
7	LSp2		1.90	0.06	1	0	-1	0	2						1.96
			<b>13.79</b>												<b>10.87</b>
Program Components				Factor											
Composition				1.33	4.50	4.00	3.50	4.25	4.00						4.08
Presentation				1.33	4.50	3.75	3.50	4.25	4.00						4.00
Skating Skills				1.33	4.75	4.25	3.75	4.50	3.75						4.17
<b>Judges Total Program Component Score (factored)</b>														<b>16.30</b>	
<b>Deductions:</b>														<b>0.00</b>	

Legend:							
#	Sequence number	GOE	Grade of Execution	Jx	Judges (x=1-9)	Ref.	Referee
*	Invalid element	<	Under-rotated jump	<<	Downgraded jump	F	Fall
x	Credit for highlight distribution, base value multiplied by 1.1			!	Not clear edge		
q	Jump landed on the quarter						

printed: 11.12.2025 18:48

Page 12 / 12

Международные соревнования  
**Кубок Сильнейших Спортсменов**



7-12.12.2025



БЕЛГОССТРАХ

БЕЛОРУСНЕФТЬ

Белинвестбанк

Г.МИНСК

ВИТАЛИН

BELARUS BE

ORAZ

BIOLITA